








\$5.00

Ford Model "A" 1928-31



WE ALSO STOCK

Ford Model T

Ford Early V8 to 1956

Ford Pickup 1948 to 1956

Chevy 1955-56-57

Chevy Pickup 1947 to 1972

Street Rod Components

Books and Manuals

Phone (604) 888-4412

Fax (604) 888-7455

www.oldcarcentre.com



The Old Car Centre

Ordering Information

WELCOME TO THE OLD CAR CENTRE.

We have been in business since 1977 providing our customers parts for the Model "A"s. This catalogue is only a partial listing of products we carry in our inventory from over 200 manufacturers. If you don't find your exact needs listed, please call as new parts are continually being developed and made available.

ORDERING

Please use catalogue part numbers whenever possible to avoid confusion. Also be sure to tell us the year, body style and make of your car or pickup.

SHIPPING

Any prepaid order over \$350.00 will be shipped prepaid to any point in Western Canada by a carrier of our choice. Orders over \$450.00 will be shipped prepaid to all other Canadian destinations. Any mailable order over \$100.00 will be shipped prepaid. All tires, fibreglass, seat springs and box bedwood will be shipped freight collect. We cannot be responsible for shipping damage.

If your parts are damaged during shipping, contact the carrier immediately for compensation.

PAYMENT

In addition to accepting Visa and Mastercard on both mail and phone in orders, we also accept money orders and cheques. Please allow 10 days for your personal cheque to clear the bank. We also will ship C.O.D. by cash, money order or cashiers cheque, if you prefer. B.C. residents please add 12% HST to all orders with the exception of books.

SPECIAL ORDERS

A 50% NON-REFUNDABLE deposit is required on all special orders. **All sales are final on non-stocking and special order items.**

RETURNS

Your satisfaction is guaranteed on all parts used as originally intended or purchase price cheerfully refunded within 30 days of purchase. Returns after 30 days however are subject to a 15% handling and restocking charge. No returns will be accepted after 90 days. Parts that have been used, painted or altered in any way are NOT returnable. **No returns will be accepted without the original invoice. Postage or shipping charges must be prepaid, as we do not accept collect shipments.** All electrical parts are NOT returnable.

MINIMUM ORDER

None: We appreciate your business

LIABILITY

We are not responsible for the use of the products in this catalogue. Neither seller or manufacturer is liable for loss, injury or damage directly arising out of the use or misuse of said products. User assumes all risk and liabilities of the products in this catalogue.

All parts are offered subject to prior sale and are subject to price change without notice. Price quotations on special order items are valid for a period of 30 days only.

Every effort will be made to maintain current published prices but all prices are subject to change without notice

Store Hours:

Monday thru Friday 8:00 am. to 5:00 pm.
Saturday 10:00 am. to 4:00 pm.
Closed Sundays and all Statutory Holidays

The Old Car Centre

#3 – 20075 92A Avenue, Langley B.C. V1M-3A5
Phone (604) 888-4412 Fax (604) 888-7455

WHEELS

Tires


4-ply Polyester

Blackwall

A-1500-A1 21" FIRESTONE
A-1500-A3 19" FIRESTONE

Whitewall

A-1500-B1 21" FIRESTONE
A-1500-B3 19" FIRESTONE



Tubes

A-1505-A 21"
A-1505-B 19"



Liners

A-1024 1" WIDE - FITS 19" & 21" RIMS
A-1024-A 4" WIDE - FITS 21" RIM
A-1024-B 4" WIDE - FITS 19" RIM



Lug Nuts

A-1012-ARS LUG NUT SET, EARLY
1928 CADMIUM PLATED
INCLUDES SPECIAL SPARE LOCK
LUG NUT - SET OF 23



A-1012-B CADMIUM PLATED AS
ORIGINAL

A-1012-C CHROME PLATED
A-1012-SS POLISHED STAINLESS




A-1012-SP WHEEL NUT SPACER WASHER
- USED WHEN WHEEL IS
WORN & ALSO PREVENTS
PAINT CHIPPING - STAINLESS



Hub Bolts

B-1107 FRONT
A-1118 REAR
A-1109-T HUB BOLT INSTALLATION TOOL



Hub Caps

Nickle Plated Steel
A-1130-AS EARLY 28
Chrome Plated
A-1130-B2 28-29



Stainless Steel Clad With Cadmium Plated Inner
Liner As Original
A-1130-D3 30-31



Rear Spare Tire Carrier

A-1379-A 28-29 COUPE & ROADSTER
A-1379-B 30-31 COUPE & ROADSTER
A-1379-C 28-31 TUDOR SEDANS &
4 DOOR PHAETONS



A-1448 SPARE TIRE BOLT FOR REAR MOUNT
SPARE TIRE CARRIER
WITH SQUARE HOLE



A-1449 SPARE TIRE BOLT - USED WHEN
THERE IS A BLIND HOLE

A-1379-AMB COUPE & ROADSTER CARRIER
MOUNT KIT

A-1379-MB SEDAN CARRIER MOUNT KIT
A-1380 REAR SPARE WHEEL SUPPORT
BRACKET FOR 30-31 COUPE
& ROADSTER

A-1379-SP SPARE TIRE BLANK - OFF
KIT - SPECIAL LARGE HEAD
BOLTS & PLUG USED TO FILL
BOLT HOLES WHEN REAR
TIRE CARRIER IS REMOVED



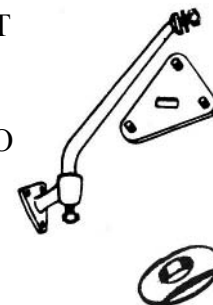
Sidemount Wheel Arms

Complete With Frame Bracket & Plate

A-1405-AS 28-29 RIGHT OR LEFT
A-1405-B1S 30-31 LEFT
A-1405-B2S 30-31 RIGHT
A-1405-MB 28-29 SIDEMOUNT TO
FRAME BOLT KIT -
6 PIECES

RA-1004 30-31 SIDEMOUNT TO
FRAME RIVET KIT

A-1410 SIDEMOUNT TIRE ARM GROMMET



Wheel Plate Only - With Studs

A-1400-AS 28-29 RIGHT OR LEFT

A-1400-B1S 30-31 LEFT

A-1400-B2S 30-31 RIGHT

A-1448 STUD FOR SIDEMOUNT PLATE



Spare Tire Cover

- Naugahyde Material & Oval Ford Blue Emblem

A-1395-A1 21" WHEEL - BLACK

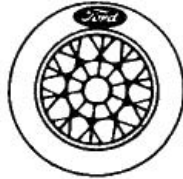
A-1395-A2 21" WHEEL - TAN

A-1395-A3 21" WHEEL - WHITE

A-1395-B1 19" WHEEL - BLACK

A-1395-B2 19" WHEEL - TAN

A-1395-B3 19" WHEEL - WHITE



Stainless Steel Tire Cover - Polished

A-1395-SPA 21"

A-1395-SPB 19"

A-1395-FP TIRE COVER FACEPLATE
PLAIN TO BE PAINTED - 19"

BEARINGS AND SEALS

Dust Caps

51A-1139 DRIVE-IN TYPE

B-1139 SCREW-IN TYPE



Rear Wheel

B-1175 REAR WHEEL GREASE SEAL

B-1180 REAR WHEEL SNAP RING


B-1183 REAR WHEEL HUB GASKET

A-4244-SW AXLE WASHERS - FIT
BETWEEN GASKET &
AXLE NUT - PAIR

B-1225-A REAR WHEEL BEARING

A-1115 REAR HUB

A-1115RK REAR HUB REPAIR KIT
- CONTAINS ONE SLEEVE &
ONE BEARING TO REPAIR
A WORN HUB



Front Wheel

A-1105 FRONT HUB

B-1190 FRONT WHEEL SEAL

B-1195 FRONT HUB WASHER

B-1201 FRONT WHEEL INNER
BEARING

B-1202 FRONT WHEEL INNER
RACE

B-1216 FRONT WHEEL OUTER
BEARING

B-1217 FRONT WHEEL OUTER
RACE



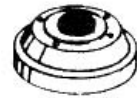
BRAKES

Brake Drums Less Hubs

Cast Iron

A-1125 FRONT

A-1126 REAR




Hub/Drum Assembly

- Drum Has Been Turned After New Hub &
Studs Have Been Installed

A-1106 FRONT

A-1116 REAR



A-1125/6-RB REINFORCING BRAKE
BANDS - SET OF 4

A-2011-C FRONT BRAKE ROLLER
TRACKS WITH RIVETS



A-2011-MB FRONT BACKING PLATE
BOLT SET - DOES BOTH
WHEELS



A-2013 ROLLER TRACK MOUNTING
RIVETS - SET OF 4



X-2018 BRAKE SHOE RIVETING TOOL

B-2018 BRAKE LINING RIVETS



FORD MODEL "A" 1928-1931

www.oldcarcentre.com

A-2021-S WOVEN BRAKE LINING SET
- 8 PIECE WITH RIVETS



B-2023 BRAKE SHOE ROLLER -
NEED 4 PER WHEEL



A-2027 BRAKE ADJUSTING SHAFT PIN



A-2035/36-S COMPLETE BRAKE
SPRING SET - 16 PIECES



B-2041 BRAKE ADJUSTING WEDGE



A-2041-C ADJUSTING WEDGE DUST CAP
- FITS IN THE BACKING PLATE



A-2042 BRAKE ADJUSTING SHAFT
- 8 PER CAR



B-2045 BRAKE SHOE ROLLER PIN
NEED 2 PER WHEEL



B-2050 FRONT BRAKE OPERATING
WEDGE



B-2051 FRONT BRAKE WEDGE STUD



A-2051-F BRAKE FLOATER KIT -
- Replaces Original Wedge Studs And
Allows The Brake Wedge To
Float Which Allows The Brake
Shoes To Equalize Pressure
Giving Better Brakes



A-2051-FHT BRAKE FLOATER KIT
- Flat Head Ted Wheel Floater Kit.
This Kit Attaches To All 4 Backing
Plates And Gives You Drastic
Braking Improvement



A-2060 FRONT GREASE BAFFLE FOR
INSIDE OF BACKING PLATE



A-2075 FRONT BRAKE OPERATING
PIN



A-2075-SH BRAKE WEDGE SHIM

B-2076 FRONT BRAKE SHAFT
- LEFT

B-2077 FRONT BRAKE SHAFT
- RIGHT



B-2082 FRONT BRAKE SHAFT
BUSHING - NEED 4 PER CAR



A-2084 FRONT BRAKE LEVER - BRAKE ROD
ATTACHES TO THIS

A-2085-S FRONT BRAKE LEVER PIN
SET



B-2087 FRONT BRAKE LEVER DUST
RING - NEED 2 PER CAR



A-2211-C REAR BRAKE ROLLER TRACK
KIT - INCLUDES NEW
TRACKS, CAMS,
CAMSHAFTS & MISC.
HARDWARE



B-2227 REAR BRAKE CAMSHAFT
BUSHING - NEED 8 PER CAR



B-2230 REAR BRAKE CAM



B-2231-A REAR BRAKE CAMSHAFT



B-2234 REAR BRAKE CAMSHAFT DUST
RING - NEED 2 PER CAR




A-2235-C REAR BRAKE LEVER - BRAKE ROD
ATTACHES TO THIS - RIGHT

A-2236-C REAR BRAKE LEVER - BRAKE ROD
ATTACHES TO THIS - LEFT

A-2238-S REAR BRAKE CAMSHAFT
LEVER PIN SET




A-2240-B GREASE BAFFLE -
MOUNTS UNDER NUTS THAT
HOLD BACKING PLATE TO
REAR AXLE HOUSING 

A-2248 LONG BACKING PLATE BOLT
- REAR 

A-2249 SHORT BACKING PLATE
BOLT - REAR


A-2250 NUT FOR BACKING PLATE
BOLT 

A-2455 ACCESSORY BRAKE PEDAL
RETURN SPRING SET 


A-2457 STOP LINK CLEVIS PIN -
THIS IS THE PIN THAT THE
STOP LINK HOOKS TO ON
THE 28-29 


B-2460 BRAKE ROD CLEVIS PIN 

B-2460-OS BRAKE ROD CLEVIS PIN
1/32 OVERSIZE

B-2461 BRAKE ROD ADJUSTABLE
CLEVIS - FORK TYPE -
USED ON THE BRAKE PEDAL
TO CROSS SHAFT ROD 

A-2465-B BRAKE PEDAL TO CROSS
SHAFT ROD 

BB-2466 BRAKE ROD ADJUSTABLE
CLEVIS - SINGLE HOLE -
USED ON THE SERVICE
BRAKE RODS 

A-2469-S LOCK NUT - FITS BEHIND
BRAKE ROD CLEVIS -
SET OF 7 

A-2477 BRAKE CROSS SHAFT BUSHING
- NEED 2 PER CAR -
1 PIECE WITH WOVEN BUSHING 

A-2477-B BRAKE CROSS SHAFT BUSHING
- NEED 2 PER CAR - SAME AS ABOVE
BUT 1 PIECE SOLID BRONZE

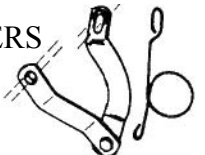
A-2477-BS BRAKE CROSS SHAFT BUSHING
- NEED 2 PER CAR - SAME AS ABOVE
BUT 2 PIECE SPLIT BRONZE

A-2478/79 BRAKE CROSS SHAFT
TO FRAME BRACKET SET 

A-2478/79-MB CROSS SHAFT BRACKET
BOLT SET 

A-2485-RI CROSS SHAFT TO ARM RIVET SET

A-2499 SERVICE BRAKE ROD 

A-2503 BRAKE ROD ANTI-RATTLERS
ORIGINAL FLAT TYPE -
SET OF 6 

A-2503-BS BRAKE ROD ANTI-RATTLERS
SPRING TYPE - SET OF SIX

A-2504-MB BOLT SET TO MOUNT
ANTI-RATTLERS

Emergency Brake Parts

A-2609-S EMERGENCY BRAKE
LINING SET -
2 PIECES WITH RIVETS 


A-2610-A EMERGENCY BRAKE BAND 

A-2624 EMERGENCY BRAKE BAND
RETRACTING SPRINGS
SET OF 4 



FORD MODEL "A" 1928-1931

www.oldcarcentre.com

A-2628 EMERGENCY BRAKE TOGGLE
LINK - NEED 4 PER CAR 

A-2633-S EMERGENCY BRAKE SHOE
PINS - SET OF 8 - 
DOES 2 WHEELS

A-2636 EMERGENCY BRAKE
"HORSESHOE" LEVER 

A-2636-A EMERGENCY BRAKE TOGGLE
LEVER - FITS THROUGH THE
BACKING PLATE AND BRAKE
LEVER CONNECTS TO THIS 

A-2642 EMERGENCY BRAKE LEVER -
FITS ON TOGGLE LEVER AND
BRAKE ROD ATTACHES TO THIS
- RIGHT HAND 

A-2643 SAME AS ABOVE - LEFT HAND

A-2642-K EMERGENCY BRAKE LEVER KEY 


A-80070 REAR EMERGENCY BRAKE
LEVER TO CAMSHAFT
WOODRUFF KEY & BOLT SET 

A-2646/47-S EMERGENCY BRAKE LEVER
SPRINGS - SET OF 2 


A-2780-B EMERGENCY BRAKE
HANDLE ASSEMBLY
CHROME PLATED - 28-29 

A-2780-C EMERGENCY BRAKE
HANDLE WITH RATCHET
CHROME PLATED - 30-31

A-2780-MB EMERGENCY BRAKE HANDLE
PIVOT BOLT & CASTLE NUT
FOR HANDLE THAT MOUNTS
ON SIDE OF TRANSMISSION

A-2781-MB EMERGENCY BRAKE HANDLE
CLAMP BOLT - FOR HANDLE
THAT MOUNTS TO THE
FRONT OF THE GEAR SHIFT 

A-2611-B EMERGENCY HAND BRAKE
SPRING 

A-2786-AR HAND BRAKE PAWL - 1928 

A-2786-B HAND BRAKE PAWL - 29-31


A-2785-A EMERGENCY BRAKE PAWL ROD
- FITS INSIDE HANDLE - 28-29

A-2785 EMERGENCY BRAKE PAWL ROD
- FILTS INSIDE HANDLE - 30-31 

A-2795-AR EMERGENCY BRAKE
RATCHET - 28-29 

B-2795-B EMERGENCY BRAKE
RATCHET - 30-31 

A-2828-B EMERGENCY BRAKE CROSS
SHAFT - 30-31

A-2839-R EMERGENCY BRAKE CROSS
SHAFT BUSHING 28-30 
- FOR SHAFT MOUNTED BETWEEN
THE RAILS
- WITH THE ROUND BALL USE A-2477

A-2840-R EMERGENCY BRAKE CROSS SHAFT
SPRINGS - 28-30 

A-2842 CROSS SHAFT FELTS - 28-30

A-2845-AR CROSS SHAFT BRACKET -
28-30 

A-2845-MB CROSS SHAFT BOLT SET-
28-30

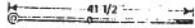
A-2853-A EMERGENCY BRAKE HANDLE
TO CROSS SHAFT ROD - 28-29 

A-2853-D EMERGENCY BRAKE HANDLE
TO CROSS SHAFT ROD - 30-31

A-2859 EMERGENCY BRAKE CROSS
SHAFT ROD CLEVIS PIN



A-2864 EMERGENCY BRAKE ROD



A-2865 EMERGENCY BRAKE CROSS
SHAFT TO REAR AXLE ROD
ADJUSTABLE CLEVIS -
SINGLE HOLE



A-3121 SMALL KING PIN FELT



A-3125 LARGE KING PIN FELT

A-3571 KING PIN BEARING

78-3107 KING PIN SHIM

A-3132 SPINDLE ARM NUT



B-3281 TIE ROD



B-3285 TIE ROD END HOUSING
- RIGHT HAND

B-3286 TIE ROD END HOUSING
- LEFT HAND



X-3300 TIE ROD END ADJUSTING TOOL

B-3305 DRAG LINK - TUBE ONLY

B-3305-RK DRAG LINK OR TIE ROD
END REPAIR KIT - CONTAINS ALL
INTERNAL PARTS FOR BOTH ENDS
OF EITHER DRAG LINK OR TIE
ROD - NEED TWO PER CAR



FRONT END

A-80071 FRONT SPINDLE NUT SET



A-3030-D FRONT SPRING PERCH
AMERICAN MADE -
INCLUDES BUSHING



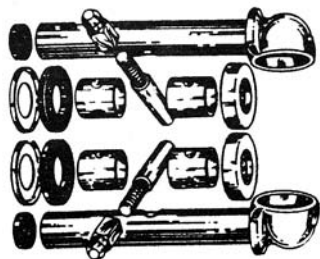
A-3034 FRONT PERCH BUSHING



B-3036 FRONT SPRING PERCH NUT



A-3111 SPINDLE BOLT KIT - 18 PIECES



A-3305-SE E-Z STEER KIT -
USES TEFLON SEATS
FOR SMOOTHER STEERING -
DOES TIE ROD & DRAG LINK



X-3111 SPINDLE OVERHAUL KIT
INCLUDES EVERYTHING
EXCEPT KINGPINS

11A-3110 KING PIN BUSHING ONLY
- FOUR REQUIRED

A-3120 CUP WASHER THAT
HOLDS A-3125 FELT



A-3122-24 LOCKING BOLT/NUT
FOR KING PIN



B-3311 REPLACEMENT DRAG LINK
& TIE ROD BALL STUD -
CAN ALSO BE USED ON
PITMAN ARM - BOLT ON



B-3311-W SAME AS ABOVE - WELD ON

BB-3332-S TIE ROD & DRAG LINK SEAL SET
- SET OF 4


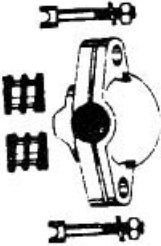
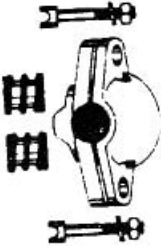






BB-3333/AS METAL CAPS FOR TIE ROD
& DRAG LINK SEALS
- SET OF 4






FORD MODEL "A" 1928-1931

www.oldcarcentre.com

RADIUS ROD









- A-3425 RADIUS ROD BALL FELT 
- A-3430-S RADIUS ROD BALL CAP KIT - ALL STEEL ORIGINAL STYLE 
- A-3440-S RADIUS ROD BALL CAP KIT - REPLACEMENT RUBBER BUSHING TYPE 
- A-3441 RADIUS ROD BALL CAP PIN 
- A-3435 RADIUS ROD BALL BOLT BUSHINGS - USED ONLY ON THE ORIGINAL RADIUS ROD BALL CAP 
- A-3442 RADIUS ROD BOLT 
- A-3442-S RADIUS ROD BOLT NUT 
- A-3445 RADIUS BALL SPRING SET 
- A-3446 NEOPRENE RADIUS ROD BALL 

GREASE FITTINGS

- X-353000 GREASE FITTING ADAPTOR - ADAPTS MODERN STYLE GREASE GUNS TO OLD STYLE FITTINGS
- 353025 GREASE FITTING SET REPLACES ORIGINAL FITTINGS WITH MODERN ONES - BOTH DRIVE & THREADED - SET OF 34
- 353026 5/16" STRAIGHT DRIVE-IN GREASE FITTING 
- 353027 THREADED GREASE FITTING
- 353029 25 DEGREE FITTING FOR FRONT END
- 353031 67-1/2 DEGREE FITTING FOR TUBULAR SHOCK LINKS 
- 358010 WATER PUMP GREASE FITTING W/CAP - 28-34 

** On Above Individual Fittings Specify Original Or Modern Type

STEERING

- M-400 600W OIL - QUART 
- B-3507 STEERING COLUMN CLAMP - 29-31
- A-3517 UPPER STEERING SHAFT BUSHING & BEARING ASSEMBLY - CHROME PLATED WITH WOVEN INSERT 
- A-3519 STEERING COLUMN LOWER SUPPORT 
- A-3519-S STEERING COLUMN SUPPORT SCREWS 
- A-3520-E UPPER STEERING COLUMN SUPPORT - 30-31
- A-3521 STEERING COLUMN ANTI-RATTLER 
- A-3540-AR STEERING GEAR CONTROL RODS - SPARK & THROTTLE LEVERS - CHROMED - 28-29 
- A-3540-C STEERING GEAR CONTROL RODS - SPARK & THROTTLE LEVERS - CHROMED - 30-31
- A-3540-F SPARK AND THROTTLE ROD ANTI-RATTLERS - TWO SMALL FELTS THAT SLIDE OVER THE RODS AFTER YOU INSERT THEM THROUGH TO UPPER BUSHING 
- A-3541 LOWER STEERING GEAR CONTROL ROD LEVER - FORGED STEEL - NEED 2 PER CAR 

A-3542/5-S CONTROL ROD SPRING & PIN SET - 4 PIECES



A-3538 STEERING BOX OIL FILTER PLUG

A-3574-S NEEDLE BEARINGS & "O" RING SEALS FOR STEERING GEAR HOUSING - YOU MUST BORE OUT YOUR HOUSING



A-3595 STEERING BOX MOUNTING BOLT KIT

A-3590 PITMAN ARM - FORGED STEEL - ORIGINAL

A-3590-S SHORTENED PITMAN ARM - 1 1/2" SHORTER FOR EASIER STEERING



A-3590-BT PITMAN ARM BOLT

A-3599 1-1/2" STEERING COLUMN DROP



A-3599-BT STEERING DROP BOLTS



STEERING GEAR PARTS 1928-29
- With Seven-Tooth Sector -

A-3524-A STEERING WORM



A-3527-BR OIL SEAL RETAINER



A-3551-BR STEERING WORM SHAFT LOWER BUSHING ASSEMBLY

A-3554-AR LOWER BUSHING ONLY

A-3553-AR STEERING WORM SHAFT UPPER BUSHING ASSEMBLY

A-3571 WORM BEARING NEED 2 PER CAR



A-3575-B SEVEN-TOOTH SECTOR



A-3576 SECTOR BUSHING
NEED 2 PER CAR



A-3577-R SECTOR THRUST SCREW
FOR ADJUSTING THE END
PLAY ON THE SECTOR SHAFT



A-3579-AR SECTOR THRUST WASHER
GOES BETWEEN THE SECTOR
AND THE STEERING BOX

A-3581-AS STEERING GASKET SET



STEERING GEAR PARTS 1929-31
- With Two-Tooth Sector -

A-3524-CD STEERING WORM



B-3528 STEERING OIL SEAL

A-3548-NB STEERING GEAR HOUSING
WITH NEEDLE BEARINGS
& "O" RING SEALS



BB-3552 STEERING WORM
BEARING LOWER CUP



A-3553-D STEERING WORM
BEARING UPPER RACE



B-3568-S STEERING HOUSING
END PLATE - PREVENTS
GREASE FROM ENTERING
THE LIGHT SWITCH
HOUSING



A-3569 LIGHT SWITCH BRACKET -
MOUNTS THE LIGHT SWITCH
BODY TO THE BOTTOM OF
THE STEERING BOX



FORD MODEL "A" 1928-1931

www.oldcarcentre.com

BB-3571 WORM BEARING
- 2 REQUIRED



A-3575-C TWO-TOOTH SECTOR



A-3576 SECTOR BUSHING - NEED
2 PER CAR



B-3577 SECTOR THRUST SCREW - FOR
ADJUSTING THE CLEARANCE BETWEEN
THE SECTOR & WORM

B-3579 STEERING SECTOR THRUST WASHER
- FITS AROUND SECTOR



A-3581-BS STEERING GASKET SET



B-3581 STEERING HOUSING GASKET
ONLY

A-3584 ECCENTRIC RIVET - THE
SLOTTED RIVET AT THE BASE
OF THE COLUMN THAT ADJUSTS
THE SECTOR HOUSING



A-3585 ECCENTRIC ADJUSTING
SLEEVE



A-3586 ECCENTRIC ADJUSTING SLEEVE
MOUNTS IN THE SECTOR
HOUSING FOR ADJUSTING
THE SECTOR



A-3587 ECCENTRIC ADJUSTING CONE
FITS INSIDE ABOVE SLEEVE



STEERING WHEELS

A-3600-AR RED SPLINED 1928
A-3600-BR BLACK SPLINED 28-29
A-3600-C BLACK KEYED 28-29
A-3600-E BLACK 30-31



B-3601 STEERING WHEEL NUT
B-3609 STEERING WHEEL KEY 29-31



REAR AXLE

M-400 600W OIL - QUART

A-80037 COTTER PIN SET - 6 SIZES OF PLATED
PINS - ENOUGH TO RESTORE
YOUR CAR



A-80050 CASTELLATED NUT SET
CADMIUM PLATED - 58 PIECES



A-80072 REAR AXLE NUT SET



A-80073 AXLE HOUSING TO
DIFFERENTIAL BOLT SET
- 20 PIECES



A-80036 TRANSMISSION &
DIFFERENTIAL BOLT KIT
- 86 PIECES



A-80041 DIFFERENTIAL BOLT KIT - 42 PIECES

A-4024 REAR PERCH BALL - 30-31



B-4012 AXLE HOUSING SLEEVE
- USED TO REPAIR WORN
BEARING SURFACES ON
AXLE HOUSING



B-4030 DIFFERENTIAL DRAIN PLUG




B-4035 REAR AXLE HOUSING GASKET
- .006 THICK



B-4035-010 SAME AS ABOVE - .010 THICK

B-4209-A RING & PINION - 9-34
(3.78 TO 1)



B-4209-E RING & PINION - 11-39
(3.54 TO 1)

B-4221 PINION & DIFFERENTIAL
BEARING - NEED 4 PER CAR



B-4222 DIFFERENTIAL BEARING CUP
- NEED 2 PER CAR

B-4616-A PINION BEARING CUP



B-4634 PINION BEARING NUT
- NEED 2 PER CAR



B-4636 PINION LOCK WASHER



A-4637 PINION THRUST WASHER



B-4235 REAR AXLE



AS-4235 AXLE SHIM



WK-4235 REAR WHEEL PULLER -
PROTECTS THREADS OF AXLE
FROM DAMAGE OF HAMMER



B-4243 REAR AXLE KEY

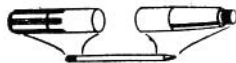


B-4245 REAR AXLE SEAL
- NEED 2 PER CAR



DRIVE SHAFT

A-4605-B DRIVE SHAFT



T-2598 DRIVE SHAFT NUT




A-4606 DRIVE SHAFT KEY



B-4245 DRIVE SHAFT SEAL



B-4645 DRIVE SHAFT BEARING



B-4655 DRIVE SHAFT BEARING
SLEEVE



B-4507 TORQUE TUBE TO HOUSING
GASKET



A-4505-MB TORQUE TUBE TO HOUSING
BOLT KIT



A-4750-MB RADIUS ROD TO TORQUE
TUBE MOUNTING BOLT KIT

SPEEDOMETER

A-17255-MB SPEEDOMETER TO DASH
MOUNTING SET

A-17255-DC SPEEDOMETER DECAL
SET - SPECIFY YEAR
AND MAKE OF SPEEDO



A-17256-AR SPEEDOMETER LENS - 28-29

A-17256-B SPEEDOMETER LENS - 30-31



B-17257-AR OVAL LENS GASKET - 28-29

B-17257-B ROUND LENS GASKET - 30-31

A-17258-B SPEEDOMETER LENS
RETAINER - 30-31



A-17259-A NICKEL FACE PLATE 28-30
OVAL

A-17259-C NICKEL FACE PLATE 30-31
OVAL STEWART WARNER

A-17259-D NICKEL FACE PLATE 30-31
OVAL WALTHAM



A-17268-A SPEEDOMETER FACE PLATE
- THE BLACK PLATE THAT
FITS BEHIND THE CHROME
FACE PLATE ON THE OVAL STYLE



A-17268-C NICKEL FACE PLATE - ROUND
- STEWART WARNER

A-17268-D NICKEL FACE PLATE - ROUND
- WALTHAM



FORD MODEL "A" 1928-1931

www.oldcarcentre.com

Speedometer Cable & Housing

A-17260-S 28-29 LARGE CABLE
B-17260-S 30-31 SMALL CABLE



A-17262-S INNER SPEEDOMETER CABLE - 28-29

A-17262-B INNER SPEEDOMETER CABLE - 30-31



Speedometer Cable To Frame Support

A-17265-AR 28-29 - LARGE CABLE
A-17265-B 30-31 - SMALL CABLE



B-14567-B SPEEDOMETER CABLE HOUSING GROMMET - FITS IN THE FIREWALL



Speedometer Gear & Case Assembly

A-17270-DR 28-29
A-17270-FE 30 WITH ROUND SHAFT
A-17270--FL 30-31 WITH SQUARE SHAFT



A-17270-A GEAR ONLY FOR ABOVE FOR 3.78 REAR END GEARS - 28-31

A-17270-B SAME AS ABOVE FOR 3.54 REAR END GEARS - 28-31



A-17273-R SPEEDOMETER DRIVE GEAR SHAFT ONLY - ACCEPTS THE ROUNDED END CABLE USED WITH THE OVAL SPEEDOMETER - 28-30



A-17273-S SAME AS ABOVE - ACCEPTS THE SQUARE ENDED CABLE - 30-31

A-17274 SHAFT RETAINER - PRESSES INTO THE CASE TO PREVENT THE SHAFT FROM MOVING - 28-30 OVAL



A-17274-L SAME AS ABOVE 30-31 ROUND

A-80085 MOUNTING BOLTS & WASHERS FOR GEAR & CASE ASSEMBLY - 28-31 CADMIUM PLATED - 4 PCS.



B-17275 SPEEDOMETER GEAR & CASE MOUNTING GASKET



B-17285 SPEEDOMETER DRIVE SHAFT GEAR



B-17286 SPEEDOMETER GEAR SNAP RING



B-17290 SPEEDOMETER GEAR THRUST WASHER



SPRINGS

Front Springs



A-5310 FRONT SPRING

2640 POLY-PROPYLENE SPRING LINER - 20'

A-1080 FRONT SPRING CENTRE BOLT



A-5304 FRONT SHACKLE KIT DOES BOTH SIDES - COMPLETE



A-3034 FRONT SHACKLE BUSHING



A-5330-B FRONT SPRING CLAMP



A-5455 SQUARE U-BOLT WITH NUTS - 1928



B-5455 ROUND U-BOLT WITH NUTS - 28-31



B-5456 FRONT U-BOLT CASTELLATED NUT



A-5458 FRONT SPRING LOWER
U-BOLT PLATE



A-5461-A CRANK HANDLE GUIDE
- FLAT PLATE FOR
SQUARE U-BOLTS



A-5461-B CRANK HANDLE GUIDE
- FOR ROUND U-BOLTS



A-5708 REAR SPRING CLIP BAR
- FOR 7 & 8 LEAF SPRINGS



A-5708-B REAR SPRING CLIP BAR
- FOR 10 & 12 LEAF SPRINGS



A-18400-S SPRING COVERS FRONT & REAR
- ACCESSORY LEATHER COVERS TO
KEEP SPRINGS OILED &
PROTECTED - SET OF 4

Rear Springs



A-5560 REAR SPRING

2644 POLY-PROPYLENE SPRING LINER - 25'

B-1080 REAR SPRING CENTRE BOLT



A-5561-P REAR SPRING PAD - FITS
BETWEEN SPRING & REAR
CROSSMEMBER



A-5630 REAR SHACKLE KIT
DOES BOTH SIDES
- COMPLETE



A-4020 REAR SHACKLE BUSHING



B-5724-A REAR SPRING CLAMP -
FOR 7, 8 OR 10 LEAF
SPRING



B-5705-S REAR SPRING U-BOLT
WITH NUTS



A-5705 REAR U-BOLT CASTELLATED NUT



FRAME



A-5020 FRONT CROSSMEMBER

RA-1001 FRONT CROSSMEMBER RIVET KIT

RA-1002 REAR CROSSMEMBER RIVET KIT

10002 FRONT FRAME HORNS
NO HOLES DRILLED
- SOLD IN PAIRS



A-5075 FRAME BRACKET - RIVETS TO
THE FRAME RAIL AND THE
FRONT OF THE BODY
MOUNTS TO IT



A-5100 FRAME BRACKET - RIVETS TO
THE FRAME RAIL AND THE
REAR HOOD LATCH
BOLTS TO IT



A-80045 BODY TO FRAME BOLT KIT
CADMIUM PLATED - 36 PCS.



A-5000 BODY TO FRAME WEBBING
KIT - DOES BOTH FRAME
RAILS



FORD MODEL "A" 1928-1931

www.oldcarcentre.com

Hardwood Body To Frame Mounting Block Sets

- A-5001-AS 28-29 COUPE, ROADSTER & PHAETON
- A-5001-BS 30-31 COUPE, ROADSTER & PHAETON
- A-5001-CS 28-29 PICKUP
- A-5001-DS 30-31 PICKUP
- A-5001-ES 28-29 TUDOR SEDAN
- A-5001-FS 30-31 TUDOR SEDAN
- A-5001-GS 1931 SLANT WINDSHIELD FORDOR



- A-5001-P BODY BLOCK PAD SET
- A-5002-P COWL SHIM SET



SHOCKS

- A-18099 SHOCK ABSORBER FLUID
- PINT CAN



- A-18015-B SHOCK ABSORBER COMPLETELY BRAND NEW & FILLED WITH OIL - RIGHT FRONT OR LEFT REAR



- A-18016-B SHOCK ABSORBER COMPLETELY BRAND NEW & FILLED WITH OIL - LEFT FRONT OR RIGHT REAR

- A-18015-MB SHOCK TO FRAME MOUNTING BOLT KIT - 24 PIECE
- DOES ALL 4



- A-18047-B FRONT SHOCK ABSORBER ARM



- A-18052-B REAR SHOCK ABSORBER ARM



- A-18050-S SHOCK ARM BOLT KIT
- 12 PCS.
- FOR ALL 4 ARMS



- A-18063 TUBULAR SHOCK LINK
EXACT COPY OF ORIGINAL
WITH ALL INTERNAL PARTS



- A-18058-S SHOCK LINK SEALS FOR ORIGINAL TUBULAR SHOCK LINKS - 8 PIECES



- A-18059 METAL CAP - FITS AROUND A-18058-S SEAL - NEED 8 PER CAR



- A-18060-A SHOCK LINK BALL SEAT FOR ORIGINAL TUBULAR SHOCK LINK



- A-18061 SCREW-IN PLUG FOR TUBULAR SHOCK LINK



- A-18062-B SPRING FOR ORIGINAL TUBULAR SHOCK LINK



- A-18064 SPACER FOR ORIGINAL TUBULAR SHOCK LINK



- B-18055 SHOCK LINK "DOGBONE" STYLE - INCLUDES RUBBER BUSHINGS & BOLTS



- B-18060-S SHOCK LINK BUSHING SET FOR "DOGBONE" STYLE LINKS - SET OF EIGHT



- A-18096-S SHOCK ABSORBER SEAL KIT - ENOUGH FOR 4 SHOCKS



- B-18037-AS SHOCK ABSORBER NEEDLE VALVE ASSEMBLY - SQUARE HEAD - 28-30 SET OF 4



- B-18037-BS SAME AS ABOVE - HEX HEAD - 30-31 SET OF 4

Complete Shock Absorber Package
Contains: 4 Shocks, 4 Arms, 4 Tubular Links,
8 Shock Mounting Bolts, 4 Shock Arm
Bolts, 8 Link Seals, 8 Link Caps

A-18015-KIT

ENGINE

Engine Mounting Parts

A-FM-5089 FLOAT-A-MOTOR REAR MOUNTING KIT - SPECIAL REAR MOTOR MOUNTING KIT DESIGNED TO REDUCE VIBRATIONS FOR SMOOTHER RIDING - NO DRILLING REQUIRED - EASY INSTALLATION & INSTRUCTIONS INCLUDED - ALSO INCLUDES REAR TRANSMISSION MOUNT



A-5092/94-S REAR MOTOR SUPPORT KIT - SET OF 4 PADS



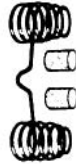
A-5095-A ENGINE REAR SUPPORT PLATE



A-80075 REAR MOTOR MOUNT BOLT & SPACER KIT - 24 PIECES



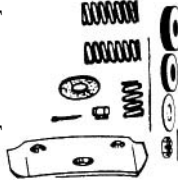
A-5093 REAR MOTOR MOUNT TO FLYWHEEL HOUSING BOLT KIT



A-6030-A FRONT MOTOR MOUNT YOKE - CAST IRON

A-6030-S FRONT MOTOR MOUNT KIT - REPLACEMENT TYPE

A-6031-S FRONT MOTOR MOUNT KIT - ORIGINAL STYLE



A-6032 FRONT MOTOR SUPPORT TO TIMING COVER BOLT KIT



M-200 AUTHENTIC GREEN ENGINE PAINT - SPRAY CAN

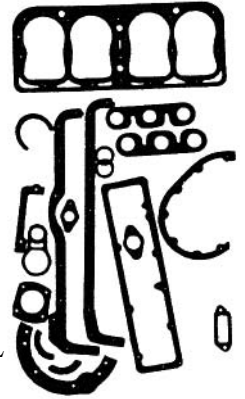
M-210 AUTHENTIC FORD ENGINE GREEN PAINT - PINT CAN



A-80035 ENGINE BOLT KIT
CADMIUM PLATED
- 116 PIECES

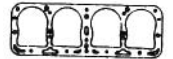


A-6008-C COMPLETE ENGINE GASKET SET - INCLUDES COPPER HEAD GASKET



A-6010-STD CAST IRON HEAD - U.S. MADE JUST LIKE THE ORIGINAL

A-6051-C COPPER HEAD GASKET



A-6051-M PREMIUM HEAD GASKET - SOLID STEEL CORE SANDWICHED BY HEAVY DUTY GASKET MATERIAL COATED WITH SILICONE

B-6018 TIMING GEAR SIDE COVER GASKET



B-6020 TIMING GEAR FRONT COVER GASKET

A-6019-MB DOME HEAD TIMING COVER BOLT SET - SET OF 6



B-6023 TIMING PIN



B-6066 CYLINDER HEAD STUD 3 1/2" LONG
11 REQUIRED

A-6067 CYLINDER HEAD STUD 5-23/32" LONG
2 REQUIRED

A-6067-L CYLINDER HEAD STUD -1 REQUIRED FOR IGNITION CABLE CLAMP - 3-3/4" LONG

B-6063 CYLINDER HEAD WASHER - 14 REQUIRED

B-6064 CYLINDER HEAD NUT - CADMIUM PLATED - 14 REQUIRED

B-6055 CYLINDER SLEEVE



FORD MODEL "A" 1928-1931

www.oldcarcentre.com

**Piston Sets - Aluminum 3-ring
Pistons With Fitted Endlock Pins
Set Of 4**

- BB-6108-A STANDARD
- BB-6108-C .020
- BB-6108-D .030
- BB-6108-E .040
- BB-6108-F .060
- BB-6108-G .080
- BB-6108-H .100
- BB-6108-J .125



**Piston Pin Sets -
Designed For End Lock - Set Of 4**

- A-6135-A STANDARD
- A-6135-B .003
- A-6135-C .005
- A-6135-D .010



**Piston Rings -
Complete Set For 4 Pistons**

- B-6149-A STANDARD
- B-6149-B .020
- B-6149-C .030
- B-6149-D .040
- B-6149-E .060
- B-6149-F .080
- B-6149-G .100
- B-6149-I .125



**Connecting Rods
Exchange Only - Sold Each**

- A-6200-A STANDARD
- A-6200-B .010
- A-6200-C .020
- A-6200-D .030



B-6207 CONNECTING ROD BUSHING



B-6212 CONNECTING ROD NUT



B-6220-S CONNECTING ROD SHIM SET
- SET OF 8 LAMINATED
BRASS SHIMS TO ADJUST ALL 4 RODS



Camshaft

A-6252 TIMING KIT - MODERN KIT THAT
ALLOWS THE USE OF A TIMING LIGHT
- GENUINE "NU-REX"

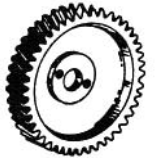
B-6253 CAMSHAFT GEAR DOWEL
PIN SET



B-6256-A CAMSHAFT TIMING GEAR
- STANDARD

B-6256-B CAMSHAFT TIMING GEAR
- .003

B-6256-C CAMSHAFT TIMING GEAR
- .005



B-6259 CAMSHAFT NUT



B-6275/76-S CAMSHAFT THRUST
PLUNGER & SPRING SET



Crankshaft

B-6306 CRANKSHAFT TIMING
GEAR



A-6307 CRANKSHAFT GEAR KEY



B-6310 CRANKSHAFT OIL SLINGER



B-6312-A STEEL CRANKSHAFT PULLEY
- 2 PIECES

B-6312-B STEEL CRANKSHAFT PULLEY
- 1 PIECE



B-6319 CRANKSHAFT RATCHET NUT



Rear Main Bearing

A-6328-A REAR MAIN BEARING OIL
DRAIN TUBE - CADMIUM PLATED
- 28-29

A-6328-B SAME AS ABOVE - 30-31

A-6335 REAR MAIN BEARING OIL SEAL

A-6336 NEOPRENE REAR MAIN
BEARING SEAL

A-6340/46-S FRONT, CENTRE & REAR
MAIN BEARING SHIM SET
- COMPLETE SET OF
LAMINATED BRASS SHIMS
TO ADJUST MAIN BEARINGS

B-6344 REAR MAIN BEARING BOLT

B-6347 FRONT & CENTRE MAIN BEARING BOLT

B-6348 MAIN BEARING BOLT NUT

Flywheel

B-6376 FLYWHEEL BOLT

A-6378-MB FLYWHEEL HOUSING
TO BLOCK BOLT SET

A-6380-MB CLUTCH HOUSING TO FLYWHEEL
HOUSING BOLT SET

B-6384 FLYWHEEL RING GEAR

A-6397 FLYWHEEL DOWELS
- FITS IN BACK OF BLOCK

B-6396 FLYWHEEL HOUSING GASKET

A-6387 FLYWHEEL TO CRANKSHAFT
DOWELS - PAIR

A-6398-MB FLYWHEEL DUST
COVER BOT SET



A-6398 FLYWHEEL INSPECTION PLATE

B-6400 FLYWHEEL HOUSING SHIM -
FITS BETWEEN THE ENGINE
BLOCK & FLYWHEEL HOUSING



Valves

A-6500-DL ADJUSTABLE VALVE
TAPPETS - DOUBLE LOCK
SET OF 8 SELF-LOCKING
MADE IN U.S.A



A-6500-SL SAME AS ABOVE SINGLE LOCK

B-6505-R INTAKE & EXHAUST VALVE

B-6510 VALVE GUIDE - ORIGINAL
2 PIECE GUIDE

X-6510 VALVE GUIDE REMOVER TOOL

B-6513 VALVE SPRING

B-6514 VALVE SPRING KEEPER

A-6521 VALVE CHAMBER COVER
GASKET

A-6520-MB VALVE COVER BOLT SET

Oil Pump & Oil Pan

A-6541 OIL PUMP DRIVE GEAR
HOUSING

B-6551 OIL PUMP DRIVE GEAR
- DRIVES OIL PUMP &
DISTRIBUTOR

B-6561 OIL PUMP DRIVE GEAR SLEEVE



FORD MODEL "A" 1928-1931

www.oldcarcentre.com

A-6551-P DRIVE GEAR SLEEVE PIN



A-6730-AR OIL PAN DRAIN PLUG - 1928

B-6730 OIL PAN DRAIN PLUG 28-31



A-6570 DISTRIBUTOR DRIVE SPRING
- HOLDS OIL PUMP DRIVE
GEAR ASSEMBLY IN PLACE



B-6734 OIL PAN DRAIN PLUG GASKET - FIBER

B-6734-C SAME AS ABOVE - COPPER

B-6750 DIP STICK



A-6600-B COMPLETE NEW OIL PUMP



A-6763 OIL FILLER TUBE WITH
BAFFLES



B-6600-RK OIL PUMP REPAIR KIT
- 5 PIECES



A-6727-AR CLEAN-OUT GASKET FOR
1928 OIL PAN

A-6612-AR OIL PUMP BUSHINGS ONLY -
.654 O.D. 28-29



A-6766 OIL FILLER CAP - DOMED
TOP AS ORIGINAL



A-6612 OIL PUMP BUSHINGS ONLY - 28-31

A-6766-C OIL FILLER CAP - CHROME PLATED

A-6616 OIL PUMP BOTTOM PLATE



A-6766-FM FUMAZE ACCESSORY OIL
BREATHER TUBE & FILLER
CAP ASSEMBLY - EXACT
COPY OF ORIGINAL
ACCESSORY



A-6616-MB OIL PUMP BOTTOM PLATE
BOLT SET



A-6618 SPRING RETAINER
FOR B-6620



A-6770 OIL FILTER KIT - NO HOLES
TO DRILL - COMES COMPLETE
WITH MODERN SPIN-ON FILTER
- INSTALLS IN 20 MINUTES -
IDEAL FOR THOSE WHO DRIVE
THEIR MODEL "A" OFTEN

B-6620 OIL PUMP RETAINER SPRING



A-6621 OIL PUMP HOLE PLUG



A-6623 OIL PUMP SCREEN



B-6626 OIL PUMP SCREEN COVER
GASKET



A-6781 OIL PAN GASKET SET



A-6648 OIL RETURN PIPE GASKET

Engine Splash Pans

- Made From Heavy Gauge Steel

A-6648-BT OIL RETURN PIPE
BOLT KIT



A-6775/76-AS EARLY 28

A-6775/76-S 28-31



B-6700 TIMING GEAR COVER PACKING



A-6775-MB ENGINE SPLASH PAN
MOUNTING BOLT KIT

A-6700-M MODERN FRONT CRANK SEAL -
NEOPRENE



A-17036 STARTING CRANK LUG
WRENCH



MANIFOLDS

A-9425 INTAKE MANIFOLD
A-9430 EXHAUST MANIFOLD



A-9425-MB INTAKE TO EXHAUST
MANIFOLD BOLT SET



A-9431 EXHAUST MANIFOLD STUD
B-9443 MANIFOLD STUD WASHER
A-9432-B MANIFOLD STUD NUT
- BRASS
A-9432-S MANIFOLD STUD NUT
- STEEL



A-9433 ONE PIECE MANIFOLD GASKET
- WITH STEEL COVER



B-9433 INTAKE & EXHAUST
MANIFOLD GASKET SET
A-9433-C SAME AS ABOVE - COPPER



B-9433-RO STEEL RING FOR EXHAUST
PORT - SET OF 4

MUFFLER

A-5230 EXHAUST PIPE, TAPERED
MUFFLER & TAIL PIPE
ASSEMBLY - EXACT DUPLICATE
OF THE ORIGINAL



A-5234 EXHAUST SLEEVE -
FITS BETWEEN THE MUFFLER AND
MANIFOLD TO PREVENT LEAKS



B-5251-S EXHAUST MANIFOLD
CLAMP SET - COMPLETE



A-5251-BS EXHAUST MANIFOLD
CLAMP BOLT SET

A-5251-ES EXHAUST SEAL - COPPER
RING WITH FLANGE



A-5251-MG MUFFLER GASKET -
ASBESTOS GASKET TO
WRAP INSIDE CLAMP



B-5256 TAIL PIPE CLAMP



TRANSMISSION

M-400 600W OIL - QUART
A-7153 TRANSMISSION GASKET
SET



A-7154 TRANSMISSION COVER BOLT
SET - 12 PIECES



A-7155 U JOINT HOUSING BOLT SET
- 24 PIECES

A-80036 TRANSMISSION &
DIFFERENTIAL BOLT
KIT - 86 PIECES



A-80040 TRANSMISSION BOLT KIT
- 44 PIECES

EB-7000 EMERGENCY BRAKE LEVER
BOOT



GB-7000 GEAR SHIFT BOOT



A-7017-B MAIN DRIVE GEAR
- U.S. MADE



B-7025 MAIN DRIVE BALL BEARING
- FITS IN FRONT OF
TRANSMISSION CASE



B-7040 MAIN DRIVE OIL SLINGER



A-7045-B MAIN DRIVE GEAR SNAP RING



A-7060 MAIN SHAFT - U.S. MADE



A-7061 MAIN SHAFT COLLAR



B-7063 MAIN SHAFT PILOT
BEARING SPACER



B-7065 MAIN SHAFT BALL BEARING
- FITS IN REAR OF
TRANSMISSION CASE



A-7080 TRANSMISSION BAFFLE



B-7084 UNIVERSAL JOINT REPAIR
KIT



FORD MODEL "A" 1928-1931

www.oldcarcentre.com

B-7090 UNIVERSAL JOINT



A-4515GS U-JOINT GASKET SET

B-7095 U-JOINT WASHER - SPECIAL HEAVY LARGE DIAMETER WASHER TO HOLD THE U-JOINT ON



A-7100 LOW & REVERSE SLIDING GEAR - U.S. MADE



A-7101 SECOND & HIGH SLIDING GEAR - U.S. MADE



A-7111 CLUSTER GEAR SHAFT



A-7111-S TRANSMISSION SHAFT SEAL KIT - DOES BOTH SHAFTS



A-7113 CLUSTER GEAR - U.S. MADE



A-7115 CLUSTER BEARING SPACER



B-7118 CLUSTER GEAR SHORT BEARING - 2 REQUIRED



A-7119 CLUSTER GEAR THRUST WASHER



B-7121 CLUSTER GEAR LONG BEARING



A-7140 REVERSE IDLER GEAR SHAFT



A-7141 REVERSE IDLER GEAR - U.S. MADE



GEARSHIFT

A-7210 GEAR SHIFT LEVER - CHROME PLATED



A-7213-A BLACK GEARSHIFT KNOB
A-7213-B BROWN GEARSHIFT KNOB



A-7222-P TRANSMISSION COVER HOLE PLUG



A-7227 SHIFT LEVER SPRING



A-7228 SHIFT LEVER SPRING RETAINER



A-7233/34 SHIFTER PLUNGER & SPRING SET



A-7232-S TRANSMISSION SHIFTING FORK PINS - PAIR

A-7240 SHIFTING FORK SHAFT - LOW & REVERSE

A-7241 SHIFTING FORK SHAFT - SECOND & HIGH




CLUTCH

A-7501-MB CLUTCH HOUSING TO FLYWHEEL HOUSING BOLT KIT - BLACK OXIDE FINISH - 22 PIECES

A-7501-BK CLUTCH HOUSING TO TRANSMISSION CASE BOLT KIT - BLACK OXIDE FINISH - 8 PIECES

A-7506-B CLUTCH & BRAKE PEDAL SHAFT



B-7508 CLUTCH & BRAKE PEDAL BUSHING - 2 REQUIRED PER PEDAL - ALSO 2 REQUIRED FOR CLUTCH RELEASE SHAFT




A-7509-A CLUTCH & BRAKE PEDAL SHAFT RETAINER PIN



B-7507 PEDAL SHAFT COLLAR



A-7509-B PEDAL SHAFT COLLAR PIN 

A-7512 CLUTCH & BRAKE PEDAL SHAFT
SPRING WASHER - FITS BETWEEN
PEDALS TO REDUCE SIDE PLAY 

A-7510 CLUTCH RELEASE SHAFT 

A-7511-C CLUTCH RELEASE
SHAFT ARM 

A-7513 CLUTCH RELEASE SHAFT PIN
- 2 REQUIRED 

B-7515 CLUTCH THROWOUT FORK 

A-7521-BS CLUTCH ARM ROD WITH
TRUNNION 

A-7522-B CLUTCH ARM ROD
TRUNNION ONLY 


B-7550 SPRING CENTRE CLUTCH DISC WITH
WOVEN LINING - A MUST TO REPLACE

A-7561-B THROWOUT BEARING HUB 

A-7562 THROWOUT BEARING SPRING 


B-7580 THROWOUT BEARING

B-7600 PILOT BEARING - FITS IN THE
CENTRE OF THE FLYWHEEL 

A-7609 FLYWHEEL DOWEL RETAINER
- THE PLATE TO HOLD THE
DOWELS INTO THE FLYWHEEL 

Pedal Pads - Rubber

A-18422-BS BLACK 

A-18422-RS RED 


A-18422-FS FULTON ACCESSORY CLUTCH &
BRAKE PEDAL COVERS -
DUPLICATES OF ORIGINALS WITH
CHROME FRAME & RUBBER INSERT 

COOLING SYSTEM

Radiators

- Original In Appearance -
Made Of Brass Tanks & Tubes & Copper Fins With
3 Rows Of Brass Tubes In A Heavy Duty Core


A-8005-A 28-29 RADIATOR

A-8005-B 30-31 RADIATOR 

A-8002-TR RADIATOR BRACE ROD
BRACKET 

A-8001-AN RADIATOR NECK
BRASS - 28-29 

A-8001-BN RADIATOR NECK
BRASS - 30-31 

B-8130-S RADIATOR MOUNTING KIT
- CONTAINS PADS,
SPRINGS, NUTS & BOLTS 

B-8130-SS SAME AS ABOVE - STAINLESS STEEL

A-8133-B RADIATOR TO FIREWALL SUPPORT
RODS - PAIR

A-8133-SS SAME AS ABOVE STAINLESS STEEL
- PAIR

A-8140/41-S RADIATOR SUPPORT
ROD BRACKETS ON
FIREWALL - PAIR 

A-8140/41-C SAME AS ABOVE -
POLISHED STAINLESS
STEEL - PAIR

Radiator Caps

A-8100-A 28-29 CHROME PLATED 

A-8100-C 30-31 STAINLESS STEEL 

A-8110-A 28-29 RADIATOR CAP GASKET 

A-8110-B 30-31 RADIATOR CAP GASKET



FORD MODEL "A" 1928-1931

www.oldcarcentre.com

Radiator Shells

- Duplicate Of Original
- Less Emblem & Crank Cover



- A-8200-AC 28-29 CHROME PLATED
- A-8200-AN 28-29 NICKEL PLATED
- A-8200-P 28-29 PRIMED & READY TO PAINT
- A-8200-SR 28-29 STREET ROD SHELL - PLAIN STEEL WITH NO HOLES OR FILLER NECK OPENING
- A-8200-B 1930 STAINLESS STEEL SHELL
- A-8200-C 1931 STAINLESS STEEL SHELL - COMPLETE WITH EMBLEM & CRANK COVER

- A-8202-S RADIATOR TO SHELL BOLT KIT - 16 PIECES



- A-8210-AS RADIATOR SHELL GROMMET SET - 28-29

- A-8210-BS SAME AS ABOVE - 30-31



- A-8212-A RADIATOR SHELL EMBLEM - BLUE PORCELAIN & CHROME - 28-30



- A-8212-B RADIATOR SHELL EMBLEM - STAINLESS STEEL WITH BLACK LETTERS - 1931



- A-8212-C CANADIAN RADIATOR SHELL EMBLEM - BLACK PORCELAIN & CHROME - 28-30



- A-8216-A CRANK HOLE COVER - 28-29



- A-8216-B CRANK HOLE COVER - 30-31



- A-8220-C HOOD RETAINER - MOUNTS ON THE RAD SHELL TO HOLD THE CENTRE HOOD ROD - INCLUDED ON NEW SHELLS



- A-16739-AS RADIATOR SHELL LACING KIT - 28-29



- A-16739-BS RADIATOR SHELL LACING KIT - 30-31

- A-8250-A CYLINDER HEAD WATER NECK - 28-29

- A-8250-B CYLINDER HEAD WATER NECK - 30-31



- A-8255 CYLINDER HEAD WATER NECK GASKET - 28-31

- A-8255-C SAME AS ABOVE - COPPER

- A-8260 UPPER RADIATOR HOSE - RED



- B-8260 UPPER RADIATOR HOSE - BLACK



- B-8261 UPPER HOSE CLAMP - 2 REQUIRED



- A-8270 THERMOSTAT - SLIDES OVER THE WATER NECK AND IS HELD ON BY THE RAD HOSE



- B-8280 CYLINDER WATER INLET GASKET



- A-8286 LOWER RADIATOR HOSE - RED - 2 REQUIRED

- B-8286 LOWER RADIATOR HOSE - BLACK - 2 REQUIRED

- B-8287 LOWER HOSE CLAMP - 4 REQUIRED



- A-8291-AR RADIATOR OUTLET PIPE - 28-29

- A-8291-B RADIATOR OUTLET PIPE - 30-31



- B-8115 RADIATOR DRAIN COCK - FITS IN OUTLET PIPE



WATER PUMP

- A-8501 WATER PUMP - COMPLETE & READY TO INSTALL - NEW



- A-8502-A LEAKLESS/BALL BEARING WATER PUMP - THE BEST PUMP - 28-29

- A-8502-B SAME AS ABOVE - 30-31

- A-8501-C LEATHER WATER PUMP COVER

- A-8504 WATER PUMP STUD - 4 REQUIRED



- A-8505 WATER PUMP STUD NUT



A-8507 WATER PUMP MOUNTING GASKET



A-8591 WATER PUMP REPAIR KIT - CONTAINS EVERYTHING NEEDED TO REBUILD YOUR OLD PUMP, ALL YOU NEED IS A GOOD CASTING



A-8591-SSB REBUILD KIT WITH STAINLESS SHAFT & LEAKLESS NUT - 28-29

A-8591-SS2 SAME AS ABOVE - 30-31



A-8591-LK LEAKLESS WATER PUMP PACK NUT - A BRASS NUT WHICH USES MODERN STYLE SEALS INSTEAD OF PACKING



A-8591-LKS REPLACEMENT SEAL & "O" RING FOR THE LEAKLESS PACK NUT

A-8510-SS STAINLESS STEEL WATER PUMP SHAFT



A-8501-I WATER PUMP IMPELLER
A-8511C THRUST COLLAR & WASHER - KEEPS THE FAN FROM MOVING FORWARD AND BACKWARD



A-8513-A IMPELLER THRUST WASHER

A-8520 REAR BUSHING ASSEMBLY - PACKING NUT SCREWS ON TO THIS - SOLID BRASS



A-8523 BRASS PACKING NUT - 28/29

A-8523-Z ZINC PACKING NUT - 30/31

A-8530 WATER PUMP ROLLER BEARING

A-8535 ROLLER BEARING SLEEVE

A-8540A BEARING CUP WASHER - 2 REQUIRED

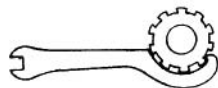
A-8542 WATER PUMP BEARING FELT - 2 REQUIRED

A-8554 BEARING FLAT WASHER - 2 REQUIRED



B-8524 WATER PUMP PACKING KIT

X-8500 WATER PUMP PACKING WRENCH



358010 BRASS WATER PUMP GREASE FITTING WITH CAP



A-8506-S WATER PUMP NUT, WOODRUFF KEY & COTTER PIN SET - FOR MOUNTING FAN

B-8600 FAN ASSEMBLY - 2 BLADE



B-8620-R FAN BELT



FUEL SYSTEM

M-600 GAS TANK SEALER - QUART CAN

A-9000 FUEL TANK WELT - 10 FOOT LENGTH



A-35266-AR GAS TANK CLAMP 28-29 - 10 REQUIRED



A-35266-B GAS TANK CLAMP 30-31 - 4 REQUIRED



A-80046-AR FIREWALL TO GAS TANK BOLT KIT - 24 PIECES 28-29 - ORDER 2 SETS FOR FORDOR & CABRIOLET



A-80046 COWL TO GAS TANK SCREW KIT - CADMIUM PLATED - 12 PIECES - 30-31

A-9020 GAS TANK FILLER SCREEN - CADMIUM PLATED



A-9030-A GAS CAP - 28-29 - CHROME PLATED



A-9030-C GAS CAP - 30-31 - STAINLESS STEEL



A-8110A GAS CAP GASKET - 28-29

A-9035 GAS CAP GASKET - 30-31

A-9155-A CAST IRON SEDIMENT BOWL ASSEMBLY



FORD MODEL "A" 1928-1931

www.oldcarcentre.com

A-9155-B GLASS SEDIMENT BOWL
ASSEMBLY - COMPLETE



X-9300 GAS GAUGE TOOL SET



A-9155-GB GLASS BOWL FOR A-9155-B

A-9312-D GAS GAUGE DIAL, ROD &
FLOAT ASSEMBLY - WITH
INNER & OUTER NUTS



A-9155-SC GLASS SEDIMENT BOWL
SCREEN



A-9155-RK CAST IRON SEDIMENT
BOWL REPAIR KIT
- 3 PIECES WITH
INSTRUCTIONS



A-9320-S GAS GAUGE REBUILDING SET
- INCLUDES GASKET, LENS
& FLOAT



A-9321-S GAS GAUGE GASKET SET
- NEOPRENE

A-9173 GLASS SEDIMENT BOWL CORK
GASKET



A-9323 GAS GAUGE LENS



A-9173-N SAME AS ABOVE - NEOPRENE

A-9325 GAS GAUGE FACE PLATE
WASHER



A-9156 MICRO - FILTER FOR GLASS
SEDIMENT BOWL
- CAN BE RE-USED



A-9326 INNER GAS GAUGE NUT
- CHROME



A-9161 GAS FILTER BOWL ON
CARBURETOR - LATE 1931



A-9330 OUTER GAS GAUGE NUT
- CHROME



A-9162-RK REBUILD KIT FOR LATE 1931
GAS FILTER BOWL ON CARBURETOR

CARBURETOR

BB-9189 FUEL SHUT - OFF VALVE
ORIGINAL BRASS TYPE
- U.S. MADE



Tillotson

B-9447 CARBURETOR TO MANIFOLD
GASKET



A-9189-FS GAS TANK FILTER -
FITS INSIDE TANK AT
INSIDE GAS SHUT-OFF



A-9502-T TILLOTSON CARBURETOR
GASKET SET

A-9550-T TILLOTSON CARBURETOR
BRASS FLOAT



A-9193-S SHUT-OFF VALVE REPAIR KIT

A-9230-A GAS LINE WITH FITTINGS
TANK TO FIREWALL - 28-29



A-9590-T TILLOTSON CARBURETOR
KIT - CONTAINS ALL
JETS, VALVES & GASKETS



A-9230-B GAS LINE WITH FITTINGS
TANK TO FIREWALL - 30-31



A-9564-T TILLOTSON GROSE-JET -
MODERN DAY NEEDLE &
SEAT DESIGNED TO
ELIMINATE GAS LEAKS



A-9240-B GAS LINE WITH FITTINGS
- BOWL TO CARBURETOR
- 28-31



A-9240-C GAS LINE WITH FITTINGS
- BOWL TO CARBURETOR
LATE 1931 WITH OUTSIDE
SHUT-OFF VALVE

Zenith

A-9510 ZENITH CARBURETOR - COMPLETELY NEW COPY OF THE ORIGINAL ZENITH-1 CARB

B-9447 CARBURETOR TO MANIFOLD GASKET



A-9502-S ZENITH CARBURETOR GASKET SET



A-9506-P STOP PINS FOR CHOKE & THROTTLE



A-9512 CARBURETOR BOLT - CADMIUM PLATED



A-9528 ZENITH ADJUSTING NEEDLE HOUSING



A-9545 ZENITH CARBURETOR SECONDARY WELL



A-9547-A ZENITH CHOKE SHAFT - STANDARD SIZE

A-9547-B ZENITH CHOKE SHAFT - OVERSIZE



A-9547-MB CHOKE SHAFT NUT



A-9548 ZENITH CHOKE LEVER

A-9549 ZENITH CHOKE PLATE



A-9549-MB BUTTERFLY SCREWS - ATTACH THE CHOKE AND THROTTLE PLATES TO THE SHAFTS - SET OF 4



A-9550 ZENITH FLOAT



A-9558 ZENITH FLOAT PIN

A-9559-B ZENITH STRAINER - 28-29

A-9559-C ZENITH STRAINER - 30-31



A-9570 ZENITH ADJUSTING NEEDLE DRIVER - THIS ACTIVATES THE CHOKE - COUPLES CHOKE ROD TO THE CARBURETOR



A-9576 ZENITH PASSAGE PLUGS - SET OF 4



A-9581-A ZENITH THROTTLE SHAFT - STANDARD SIZE

A-9581-B ZENITH THROTTLE SHAFT - OVERSIZE

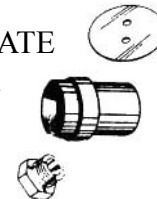


A-9581-BU THROTTLE SHAFT BUSHINGS - KNURLED BUSHINGS USED WHEN THE CARB HOUSING IS BADLY WORN - SET OF 2

A-9585 ZENITH THROTTLE PLATE

A-9586 ZENITH CARBURETOR VENTURI

B-9590 ZENITH LOWER PLUG



A-9590-Z ZENITH CARBURETOR REPAIR KIT - CONTAINS ALL PARTS & GASKETS NEEDED FOR OVERHAUL EXCEPT THOSE PARTS LISTED ABOVE



A-9564 ZENITH GROSE-JET - MODERN DAY NEEDLE & SEAT DESIGNED TO ELIMINATE THE GAS LEAKING PROBLEM



AIR MAZE

A-9600 AIR MAZE AIR CLEANER - PREVENTS DIRT FROM CLOGGING THE CARBURETOR & ALSO SERVES AS A FLAME ARRESTER IN CASE OF BACKFIRE



FORD MODEL "A" 1928-1931

www.oldcarcentre.com

CHOKE ROD ASSEMBLY

- Complete With Sleeve & Spring

A-9700-B 28-29

A-9700-C 30-31

A-9705 CHOKE ROD SLEEVE

A-9709 CHOKE ROD SPRING

A-9715 LOWER CHOKE ROD GROMMET

A-9717 UPPER CHOKE ROD GROMMET



B-10128 GENERATOR END PLATE BUSHING

A-10130 GENERATOR PULLEY



A-10137 GENERATOR FRONT END PLATE

B-10142-A GENERATOR COVER BAND

B-10142-B GENERATOR BAND & COOLER ASSEMBLY



A-10151 GENERATOR PIVOT BOLT & NUT



A-10152 GENERATOR TENSION BRACE - HOLDS THE GENERATOR TIGHT AGAINST THE FAN BELT



B-10175-C GENERATOR FIELD COIL ASSEMBLY

B-10505F GENERATOR CUT-OUT
A-80076 CUT-OUT TO GENERATOR SCREW & WASHER SET



A-10155-DIO DIODE KIT - CONVERTS CUT-OUT TO A SOLID STATE UNIT - INSTRUCTIONS INCLUDED



A-10131-A ALTERNATOR PULLEY - THIS IS NEEDED IF YOU WANT TO USE A DELCO OR FORD ALTERNATOR WITH A .670 SHAFT SIZE



A-10001-A 6 VOLT ALTERNATOR - THIS IS REQUIRED IF YOU NEED MORE AMPS THAN THE GENERATOR CAN PUT OUT - IDEAL WHEN USING SEALED BEAMS OR QUARTZ HEADLIGHTS PULLEY AND MOUNTING BRACKETS ARE INCLUDED.



ACCELERATOR

A-9737-AR ACCELERATOR SPRING - 28-29 - FOR THROTTLE ASSEMBLIES WITH A REMOVABLE LEVER ON THE END

A-9737 ACCELERATOR SPRING - 30-31

A-9742 THROTTLE ROD - 6 INCHES

A-9747 ACCELERATOR ROD - 10-9/16 INCHES

A-9757 SPARK ROD - 17-5/16 INCHES

A-9765 ACCELERATOR FOOT REST WITH HARD RUBBER INSERT

B-9770 ACCELERATOR FOOT REST BASE

BF-11471 ACCELERATOR PAD

BF-11471-C ACCELERATOR PAD RUBBER COVER

A-18422-GS FULTON ACCESSORY ACCELERATOR PEDAL - CHROME FRAME WITH BLACK RUBBER INSERT



GENERATOR

A-10012 GENERATOR COMMUTATOR ASSEMBLY

A-10069-BS POWERHOUSE GENERATOR BRUSH SET

A-10069-CS GENERATOR BRUSH SET

A-10093 POWERHOUSE GENERATOR BEARING

B-7600 GENERATOR BEARING



Amp Meter

A-10850-B 20-0-20

A-10850-C 30-0-30

A-10850-F 20-0-20 WITH FORD SCRIPT



A-10850-N AMP METER NUTS -
INSULATED NUTS FOR
ATTACHING WIRES TO
AMP METER - PAIR - INCLUDED
WITH NEW AMPMETER



STARTER

A-11025-S STARTER REBUILD KIT -
ALL OF THE SMALL HARDWARE,
BRUSHES AND SPRINGS FOR THE
STARTER

B-11057-S STARTER BRUSH SET



A-11079 STARTER FIELD COIL
ASSEMBLY - 29-31

A-11125-B STARTER COVER BAND



B-11132 STARTER MOTOR SHIM

A-11135-A STARTER END PLATE BUSHING
- .688 O.D.

A-11135-B SAME AS ABOVE - .753 O.D.

A-11052-B END PLATE BUSHING FOR
BRUSH END - WON'T WORK
ON END PLATES WITH
REMOVABLE CAP



A-11350-RC STARTER DRIVE
- COMPLETE WITH
SPRING, HEAD & BOLTS



A-11351 STARTER DRIVE KEY

A-11375-C STARTER BENDIX SPRING



A-11382-SE STARTER DRIVE BOLT
& WASHER KIT - EARLY
- 5/16"



T-5025 5/16" WASHER ONLY

B-11377 STARTER DRIVE BOLT - 3/8"
.863" - 1 REQUIRED

B-11379 STARTER DRIVE WASHERS
- 2 REQUIRED

B-11382 STARTER DRIVE BOLT - 3/8"
.688" - 1 REQUIRED



A-11450 STARTER SWITCH



A-80077 STARTER SWITCH MOUNTING
SCREWS & WASHERS - 8 PIECES



A-11450-SF FUSE MOUNT KIT - INSTALLS ON
THE STARTER SWITCH WITH
THE EXISTING SCREWS
- WITH EXTRA FUSE

B-11470 STARTER SWITCH PUSH ROD -
CADMIUM PLATED



A-11471 STARTER SWITCH
PUSH ROD -
RUBBER COVER



A-11480-AR STARTER ROD GROMMET -
28-29



A-11480-C STARTER ROD GROMMET -
ROUND - 30-31

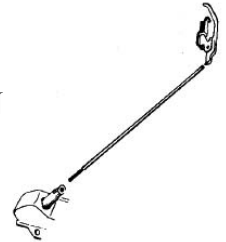


A-11481-A STARTER ROD GROMMET
COVER - ROUND - 30-31

A-11481-B STARTER ROD GROMMET
COVER - OVAL - 28-29



A-11475-FS FULTON ACCESSORY
STARTER LEVER -
HOOKS UP TO THE
STEERING COLUMN



IGNITION

A-11556 IGNITION SWITCH OFF-
ON PLATE



A-11557-A IGNITION SWITCH
PLATE RING



A-11575-E POPOUT IGNITION
SWITCH & CABLE ASSEMBLY
- EXACT DUPLICATE OF
ORIGINAL



A-11575-ER IGNITION SWITCH & CABLE
ASSEMBLY - REPLACEMENT
SWITCH WITH ORIGINAL LOOKING
CABLE











A-11575-K KEY BLANK FOR POP-OUT SWITCH
WITH CORRECT HEAD AS ORIGINAL





FORD MODEL "A" 1928-1931

www.oldcarcentre.com

- A-11575-N PLASTIC COVERED NUT
FOR POPOUT SWITCH CABLE 
- A-11575-PA POPOUT IGNITION SWITCH
CABLE DATA PLATE - 28-29 
- A-11575-PB POPOUT IGNITION SWITCH
CABLE DATA PLATE - 30-31 
- A-11575-RK1 POPOUT SWITCH REPAIR
CABLE & CONDUIT
ASSEMBLY - 28-29 
- A-11575-RK2 POPOUT SWITCH REPAIR
CABLE & CONDUIT ASSEMBLY -
1930 WITH OVAL SPEEDOMETER
- A-11575-RK3 POPOUT SWITCH REPAIR
CABLE & CONDUIT ASSEMBLY -
30-31 WITH ROUND
SPEEDOMETER
- A-11575-CL POPOUT CABLE CLAMP -
HOLDS THE CABLE TO
THE HEAD 
- A-11582-A IGNITION SWITCH ONLY -
REPLACEMENT TYPE 


- A-13702 INSTRUMENT PANEL
LAMP ASSEMBLY -
ORIGINAL WITH CAP - 28-30 
- A-13702-B INSTRUMENT PANEL
LAMP ASSEMBLY
- ORIGINAL WITH
SWITCH & BRACKET - 30-31
- CHROME 
- A-13702-C INSTRUMENT PANEL LAMP
ASSEMBLY - ORIGINAL
WITH SWITCH & BRACKET
- 30-31 OPEN CAR - CHROME



DISTRIBUTOR

- B-12000-F IGNITION COIL - WITH
BRACKET & FORD SCRIPT
AS ORIGINAL 
- B-12000 IGNITION COIL - REPLACEMENT TYPE
- B-12001 IGNITION COIL BRACKET 

- A-80079 COIL TO FIREWALL MOUNTING
SCREWS - CADMIUM PLATED
- 4 PIECES

- A-12100 ALL NEW DISTRIBUTOR AS
ILLUSTRATED 

- A-80080 DISTRIBUTOR HARDWARE
SET - INCLUDES ALL
SCREWS, RIVETS AND
INSULATORS 

- B-12105 DISTRIBUTOR BODY 
- B-12105-RS HIGH SPEED DISTRIBUTOR
CAP WITH WIRES 

- B-12115 DISTRIBUTOR CAP 

- A-12127-RK COMPLETE DISTRIBUTOR
REBUILDING KIT -
LESS BODY & CAP 


- SS-12127 DISTRIBUTOR SET
SCREW & NUT -
FITS ON SIDE OF HEAD 

DASH

- A-11805-AR INSTRUMENT PANEL
28-29 - CHROME PLATED 

- A-11805-E INSTRUMENT PANEL
30-31 - CHROME PLATED 

- A-80015 INSTRUMENT PANEL  
SCREW KIT - CHROME PLATED 

- A-80018 DASH RAIL SCREW KIT
- 18 PIECES - CHROME PLATED
- 28-29 

- A-80020 DASH RAIL SCREW KIT
- 5 PIECES - CHROME PLATED
- 30-31

- A-11900-P DASH RAIL PAD SET -
FIT BETWEEN DASH RAIL
AND THE BODY 

- A-13708-AR INSTRUMENT PANEL LAMP
CAP - ORIGINAL TYPE
28-30 - CHROME 

B-12132 DISTRIBUTOR SHAFT
BUSHING - TWO REQUIRED 

B-12135 DISTRIBUTOR SHAFT OILER 

A-12137 DISTRIBUTOR PLATE SPRING 


A-12144 DISTRIBUTOR CAP CLAMP
& RIVET SET - 4 PIECES 

B-12145 DISTRIBUTOR CAP
CLAMP RIVET 


A-12148 DISTRIBUTOR LOWER
PLATE WITH WIRE 

A-12148-W LOWER PLATE - WIRE ONLY 

A-12148-WL WIRELESS LOWER PLATE 

A-12148-WLM MODERN PLATE ADAPTOR -
NEEDED WHEN USING WIRELESS
LOWER PLATE & MODERN
UPPER PLATE 


A-12151-C MODERN UPPER PLATE
THAT USES MODERN FORD
POINTS & CONDENSOR 

A-12199-MP MODERN POINT SET
FOR A -12151-C 

A-12300-MP MODERN CONDENSOR
FOR A-12151-C 

A-12151 DISTRIBUTOR UPPER
BREAKER PLATE ASSEMBLY 


A-12152 UPPER PLATE FIBRE PLATE
A-12153 UPPER PLATE ARM REPLACEMENT
BALL STUD - FITS ON END OF ARM

A-12154 UPPER PLATE POINT STUD 


A-12160 DISTRIBUTOR UPPER
PLATE CONTACT SCREW BLOCK

A-12178-L LONG 1-PIECE
DISTRIBUTOR SHAFT 

A-12178-S SHORT UPPER DISTRIBUTOR
SHAFT 

A-12180 DISTRIBUTOR SHFT THRUST
WASHER - .015 STEEL 


A-12181 SAME AS ABOVE - .045 FIBRE

B-12195 DISTRIBUTOR SHAFT SLEEVE 
A-12196 DISTRIBUTOR SHAFT SLEEVE PIN

A-12199-R POINT SET 

B-12200 ROTOR 

B-12210 DISTRIBUTOR CAM 

CW-12210 DISTRIBUTOR CAM WRENCH -
HOLDS THE CAM IN PLACE
WHEN TIGHTENING DOWN
THE CAM SCREW 

B-12211 DISTRIBUTOR CAM SCREW 

B-12249 LOWER DISTRIBUTOR SHAFT

B-12275-S SPARK PLUG CONNECTORS
- SET OF 4 

B-12280 DISTRIBUTOR HEAT BAFFLE
- EXTENDS LIFE OF
CONDENSOR 

A-12300-R CONDENSOR 

B-12405-B CHAMPION SPARK PLUG
B-12405-3X CHAMPION 3X SPARK PLUG
- ORIGINAL BRASS TOP
DESIGN 

B-12405-R MOTORCRAFT SPARK PLUG



FORD MODEL "A" 1928-1931

www.oldcarcentre.com

BATTERY

A-5151 BATTERY SUPPORT ASSEMBLY
ABP-5151 BATTERY SUPPORT BASE
PLATE




A-5154 BATTERY SUPPORT STUD SET

A-5163-S BATTERY HOLD DOWN
CLAMP SET - 28-29



B-5163-S BATTERY HOLD DOWN
CLAMP SET - 30-31


A-5163-FR BATTERY HOLD DOWN
FRAME



A-14300 BATTERY CABLE TO
SWITCH



A-14301 BATTERY GROUND CABLE
A-14550 BATTERY CABLE SUPPORT
ON CLUTCH HOUSING



A-14560-G TERMINAL BOX GROMMET

A-14560-S TERMINAL BOX, COVER &
WING NUTS - COMPLETE



A-14561-A TERMINAL BOX COVER



A-14561-WN TERMINAL BOX WING
NUT - BRASS



B-14577 TERMINAL BOX TO GENERATOR
WIRING CONDUIT CLIP



A-14577-A WIRING CONDUIT/LOOM
CLIP ON WATER INLET - 28-31
- ALSO FITS ON FIREWALL FOR
30-31 WITH FABRIC LOOM & FOR
SPEEDOMETER CABLE



A-14578-AR HEADLIGHT & HORN
CONDUIT KIT -
EARLY 1928



A-14578-S HEADLIGHT & HORN
CONDUIT KIT - 28-31

A-11646 HEAD & TAIL LIGHT WIRING
- FOR CARS WITH COWL
LIGHTS



A-11647 HEAD & TAIL LIGHT WIRING
- FOR CARS WITHOUT COWL
LIGHTS

A-14302 COIL TO DISTRIBUTOR WIRE



A-14305 COIL TO TERMINAL
BOX WIRE



A-14401-B TERMINAL BOX
TO DASH WIRING



A-14406-A CUT-OUT TO TERMINAL
BOX WIRING - IN FABRIC
LOOM - 30-31



A-14406-B CUT-OUT TO TERMINAL
BOX WIRING - IN STEEL
CONDUIT - 28-EARLY 30




A-14407 WOVEN LOOM FOR WIRING
- SOLD BY THE FOOT

B-14486 MALE WIRING ENDS - SET OF 10
B-14487 FEMALE WIRING CONNECTOR



A-14600-AS FIREWALL GROMMET SET
- 6 PIECES - 28-30

A-14600-BS FIREWALL GROMMET SET
- 7 PIECES -
INCLUDES SEDIMENT BOWL
GROMMET - 1931



HEADLIGHTS

Light Switch & Horn Rod Assembly -
Measurements Taken From The Keeper Groove To
Just Beneath The Head Assembly

- A-3616-B 28-29 - 45 3/4"
- A-3616-C 28-29 - 45"
- A-3616-F 1930 - 45 3/4"
- A-3616-G 1930 - 44 31/32"
- A-3616-H 30-31 - 45 31/32"



A-3529 LIGHT ROD BUSHING FOR
TOP OF COLUMN



A-3616-RK HORN ROD REPAIR KIT



B-3642 LIGHT SWITCH SPIDER
SPRING



B-3643 LIGHT SWITCH SPIDER



B-3644 LIGHT SWITCH SPIDER
RETAINER



B-3647 LIGHT SWITCH BAIL



B-11655-S LIGHT SWITCH BODY &
HOUSING



Complete New Headlights

- Ready To Bolt On With All Parts Included
- Super Quality - Polished Stainless
- Sold In Pairs

A-13000-CA 28-29 WITH 1 BULB
REFLECTOR

A-13000-CB 28-29 WITH 2 BULB
REFLECTOR



A-13000-AQS 28-29 CHROME WITH
12 VOLT QUARTZ HALOGEN
ASSEMBLIES INSTALLED BEHIND
ORIGINAL LENS

A-13000-AQSTS SAME AS ABOVE WITH TURN
SIGNALS INSTALLED

A-13000-SSA 30-31 POLISHED STAINLESS WITH
1 BULB REFLECTOR

A-13000-SSB 30-31 POLISHED STAINLESS WITH
2 BULB REFLECTOR

A-13000-BQS 30-31 POLISHED STAINLESS WITH
12 VOLT QUARTZ HALOGEN
ASSEMBLIES INSTALLED BEHIND
ORIGINAL LENS

A-13000-BQSTS SAME AS ABOVE WITH TURN
SIGNALS INSTALLED

A-13000-X SEALED BEAM ADAPTOR KIT
- MOUNTS SEALED BEAM
BEHIND ORIGINAL LENS
- SET OF TWO

A-13000-QH12 QUARTZ HALOGEN ADAPTER
KIT - MOUNTS BULBS IN
ORIGINAL REFLECTORS
- COMPLETE WITH BULBS &
INSTRUCTIONS
- 12 VOLT

A-13000-QH6 SAME AS ABOVE - 6 VOLT

A-13025-QH12 HEADLIGHT REFLECTORS
WITH QUARTZ HALOGEN
KIT INSTALLED
- PAIR
- 12 VOLT












A-13027-QK12TS SAME AS ABOVE
WITH TURN SIGNALS



B-13026-TS12 TURN SIGNAL KIT
- INSTALLS BY DRILLING
A HOLE IN EACH REFLECTOR



FORD MODEL "A" 1928-1931

www.oldcarcentre.com

- A-13007-C HEADLIGHT BULB 32-32 C.P.
 A-13007-D HEADLIGHT BULB 50-32 C.P.
 A-13007-E HEADLIGHT BULB
 FOR 12 VOLT SYSTEM 
- A-13025-B 2 BULB HEADLIGHT
 REFLECTOR - SUPER QUALITY
 A-13025-C 1 BULB HEADLIGHT REFLECTOR
 - SUPER QUALITY
- B-13065 SEALED BEAM FERRULE -
 WHEN USING SEALED BEAMS
 THESE ARE NEEDED FOR
 FASTENING THE HEADLIGHT
 CONDUIT TO
- B-13066 HEADLIGHT REFLECTOR
 GASKET 
- A-13073-SA SOCKET HOLDER -
 HOLDS THE SOCKET IN
 THE BASE OF THE LIGHT - 3/4" O.D. 
- A-13073-S SAME AS ABOVE - 7/8" O.D.
- A-13075-AR HEADLIGHT SOCKET
 ASSEMBLY - SINGLE BULB
 STYLE - EARLY 1928 WITH
 5/8" HOLE IN THE HEADLIGHT
 BUCKET 
- A-13075-B HEADLIGHT SOCKET
 ASSEMBLY - 2 BULB
 STYLE - 28-29 WITH 3/4" HOLE
 IN THE HEADLIGHT BUCKET
 (CAN BE USED IN 1 BULB
 HEADLIGHT BY CUTTING OFF
 PARKLAMP SOCKET) 
- A-13075-C SAME AS ABOVE - 30-31
- A-14584-A HEADLIGHT PLUG - 1928
 - FOR 5/8" SOCKET 
- B-14584 HEADLIGHT PLUG - 28-31
 - FOR 3/4" SOCKET 
- A-13101-A HEADLIGHT FOCUSING
 SPRING & SCREW SET -
 28-29 - FOR TWO LIGHTS 
- A-13101-B HEADLIGHT FOCUSING
 SPRING & SCREW SET -
 30-31 - FOR TWO LIGHTS 

- A-13045 HEADLIGHT BUCKET LOWER
 RETAINER CLIP
- A-13059-A HEADLIGHT BUCKET TOP
 RETAINER CLIPS - 28-29
- A-13059-B HEADLIGHT BUCKET TOP
 RETAINER CLIPS - 30-31
- A-13060-D INNER STEEL RING FOR
 30-31 HEADLIGHT 
- A-13060-AR HEADLIGHT LENS -
 FLUTED - 28 - EARLY 29
- A-13060-B HEADLIGHT LENS - WITH
 FORD SCRIPT - 29-31 
- B-13061-S HEADLIGHT LENS
 RETAINERS - SET OF 6

Headlight Rims

- A-13040-CR 28-29 CHROME PLATED
 A-13040-SS 30-31 - STAINLESS STEEL 
- B-13017 HEADLIGHT RIM LATCH SPRING
- A-13044-AS HEADLIGHT RIM
 REPAIR KIT - 28-29 
- A-13044-BS HEADLIGHT RIM
 REPAIR KIT - 30-31
- A-13044-S HEADLIGHT SHELL REPAIR KIT -
 SET OF 12 STAINLESS NUTS & BOLTS
 USED WHEN REPLACING THE
 RIVETS IN THE BOTTOM PLATE OF
 THE HEADLIGHT SHELL - KIT DOES
 TWO LIGHTS
- A-13090 HEADLIGHT MOUNTING BOLT
- A-80081 HEADLIGHT TO CROSSBAR NUT &
 WASHER SET - FOR TWO LIGHTS
- A-13130-AS HEADLIGHT BAR TO FENDER
 PADS - PAIR - 28-29 
- A-13130-BS HEADLIGHT BAR TO FENDER
 PADS - PAIR - 30-31

A-13135 HEADLIGHT BAR TO FENDER
BOLT KIT

A-13135-SS HEADLIGHT BAR TO FENDER
BOLT KIT - POLISHED STAINLESS

A-13050-A HEADLIGHT BOOTS - WHITE VINYL
WITH FORD SCRIPT - PAIR



COWL LAMPS

28-29 Lamps & Parts

A-13302-AS COWL LAMPS & ARMS -
NICKEL PLATED -
COMPLETE & READY TO
MOUNT



A-13300-BR COWL LAMP MOUNTING
BRACKETS - FIT INSIDE THE COWL
- PAIR

A-13302-AX TURN SIGNAL ADAPTOR KIT -
COMPLETE KIT TO CONVERT
COWL LAMPS TO TURN SIGNALS

A-13305-A COWL LAMP BODY ONLY
- NICKEL PLATED

A-13306-A COWL LAMP RIM - NICKEL PLATED

A-13320/21 COWL LAMP ARMS - NICKLE PLATED

A-13303-SS COWL LAMP TO BRACKET
SCREW SET - 12 PIECES



A-13307-AS INSIDE "V" BRACKET SCREW
A-13315-B COWL LAMP REFLECTOR
& SOCKET

A-13308-BR COWL LAMP GLASS LENS

A-13309-A COWL LENS GASKETS - PR.

A-13316-A COWL LENS RETAINER
CLIPS - SET OF 4

A-13320 COWL LAMP MOUNTING PADS - PAIR

A-14341 COWL LAMP PIGTAIL WIRE
- PAIR



A-14428 COWL LAMP CROSSOVER
WIRE FROM SWITCH TO LAMPS

B-13466 COWL LAMP BULB - 3 C.P.



30-31 Lamps & Parts

A-13302-BS COWL LAMPS & ARMS
- STAINLESS STEEL WITH
CHROME PLATED ARMS
- COMPLETE AND READY
TO MOUNT



A-13303-S COWL LAMP MOUNTING
SPACER BLOCKS - MOUNT
INSIDE BODY TO PREVENT
LAMPS FROM FLEXING &
CRACKING BODY

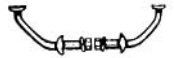


A-13302-BX TURN SIGNAL ADAPTOR
KIT - COMPLETE KIT TO
CONVERT COWL LAMPS TO
TURN SIGNALS

A-13305-B COWL LAMP BODY ONLY -
CHROME PLATED

A-13306-B COWL LAMP RIM -
CHROME PLATED

A-13301-BS COWL LAMP ARMS -
CHROME PLATED



A-13303-SS COWL LAMP TO BRACKET
SCREW SET - 12 PIECES

A-13315C COWL LAMP REFLECTOR



A-13308-D COWL LAMP GLASS LENS

A-13309-B COWL LENS GASKETS - PR.

A-13316-S COWL LENS RETAINER
CLIPS - SET OF 4



A-13338 COWL LAMP SOCKET ONLY
- INCLUDES RIVET



A-14341 COWL LAMP PIGTAIL WIRE
- PAIR

A-14428 COWL LAMP CROSSOVER
WIRE FROM SWITCH TO
LAMPS



B-13466 COWL LAMP BULB - 3 C.P.



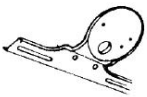










FORD MODEL "A" 1928-1931






www.oldcarcentre.com

TAIL LIGHTS

1928 Drum Tail Light Parts

- A-13405-AR COMPLETE DRUM TAIL LIGHT - LEFT 
- A-13405-R SAME AS ABOVE - RIGHT
- A-13440-AR DRUM TAIL LIGHT BODY - NICKEL PLATED 
- A-13406 DRUM TAIL LIGHT LICENSE PLATE BRACKET 
- A-13406-DP DIVIDING PLATE KIT - INCLUDES THE DIVIDING PLATE, THE COPPER CONNECTION STRAP THAT PLUGS INTO THE SOCKET & MAKES CONTACT WITH THE STOPLIGHT BULB & ALL NECESSARY RIVETS & WASHERS 
- A-13442 STOP PLATE INSERT 
- A-13445-AR WHITE LICENCE LENS
- B-13446-S LICENCE LENS RETAINER SET - 4 PIECES 
- A-13447-AR LICENCE LENS GASKET 
- A-13450-AR ALL RED TAIL LIGHT LENS
- A-13456-AR SPECIAL WELL-TYPE SCREWS & NUTS FOR MOUNTING LENS & STOP FACE PLATE 
- A-13460 TAIL LIGHT LENS GASKET
- A-13410-AR DRUM TAIL LIGHT SOCKET ASSEMBLY 
- A-14423-AR TAIL LIGHT WIRE EXTENSION - TAIL LIGHT TO MAIN LOOM 
- A-14595 WIRE CLIP TO HOLD THE WIRE ON THE DRUM TAIL LIGHT BRACKET - PR. 

29-31 Tail Light Parts

- A-13450-BL TAIL LIGHT ASSEMBLY - COMPLETE - BLACK BODY - LEFT HAND 
- A-13405-BR TAIL LIGHT ASSEMBLY - COMPLETE - BLACK BODY - RIGHT HAND
- A-13405-CL TAIL LIGHT ASSEMBLY - COMPLETE - STAINLESS STEEL BODY - LEFT HAND
- A-13405-CR TAIL LIGHT ASSEMBLY - COMPLETE - STAINLESS STEEL BODY - RIGHT HAND
- B-13445 WHITE LICENSE PLATE LENS 
- B-13446-S LICENSE LENS RETAINER SET - 4 PIECES 
- B-13447 LICENSE LENS GASKET 
- A-13448 STAINLESS STEEL TAIL LIGHT DOOR
- A-13448C CHROME TAIL LIGHT DOOR 
- A-13450 RED & AMBER TAIL LIGHT LENS
- A-13450-R ALL RED TAIL LIGHT LENS
- A-13450-RBD ALL RED "BLUE DOT" TAIL LIGHT LENS 
- A-13450-BDG "BLUE DOT" ONLY WITH CHROME BEZEL - GLASS 
- A-13450-ST ALL RED LENS WITH "STOP" MOULDED IN THE GLASS 
- B-13456 TAIL LIGHT SNAP RING - HOLDS LENS TO RIM 
- A-13461 TAIL LIGHT DOOR GASKET
- A-80038 TAIL LIGHT BOLT KIT - 6 PIECES

B-13410 TAIL LIGHT SOCKET
A-14423-S TAIL LIGHT WIRE
EXTENSION - TAIL LIGHT
TO MAIN LOOM

B-14424 TAIL LIGHT CROSSOVER WIRE
- USED WHEN RUNNING 2
TAIL LIGHTS

B-13465 STOP LIGHT BULB
B-13466 TAIL LIGHT BULB



Tail Light Brackets - Car

A-13471-AL DRUM TAIL LIGHT
BRACKET - BODY MOUNT
- CAST IRON - 28-29 - COUPE,
ROADSTER & CABRIOLET - LEFT



A-13471-AR SAME AS ABOVE - RIGHT

A-13473-AL DRUM TAIL LIGHT BRACKET -
SEDAN & TOURING - LEFT

A-13473-AR SAME AS ABOVE - RIGHT



A-13470 RIGHT HAND FENDER MOUNT
- STAMP STEEL

A-13470-C SAME AS ABOVE
- CHROME

A-13471 LEFT HAND FENDER MOUNT
- STAMP STEEL

A-13471-C SAME AS ABOVE - CHROME



A-13520 TAIL LIGHT BRACKET
RUBBER MOUNTING PAD



A-13463 TAIL LIGHT STAND
REINFORCEMENT - LOCATED
UNDER THE FENDER - SERVES
AS A BACKING FOR THE TAIL
LIGHT BRACKET



A-13474 TAIL LIGHT BRACKET TO FENDER
MOUNTING BOLT & NUT - STEEL
- EACH



A-13474-SS SAME AS ABOVE -STAINLESS STEEL
- SET OF 3

A-80038-S TAIL LIGHT TO BRACKET
SCREW SET - 2 PIECES



Tail Light Brackets - Truck

B-13470-A 28-29 DRUM TAIL LIGHT
- CAST IRON

B-13470-B 30-31 - CAST IRON

B-13473 PICKUP TAIL LIGHT
BRACKET MOUNTING BLOCK -
OAK

A-13467 PICKUP TAIL LIGHT REAR
MUD SHIELD

A-13467-C SAME AS ABOVE - CHROME

A-80038-S TAIL LIGHT TO BRACKET
SCREW SET - 2 PIECES



Stoplight Switch -

Cadmium Plated



A-13480 28-29 - BOLTS TO TRANSMISSION TOP
& IS ACTIVATED BY THE SWITCH
LINK

BB-13480 30-31 - MOUNTS TO THE FRAME
& IS ACTIVATED BY THE END
OF THE PEDAL TO CROSS SHAFT ROD
(A-2465-B)



A-13507 STOP LIGHT SWITCH
LINK - 28-29



A-2457 STOP LINK CLEVIS PIN -
THE STOP LINK HOOKS TO
THIS ON THE 28-29



TURN SIGNALS

A-13340-TS TURN SIGNAL SWITCH -
CLAMPS ON THE STEERING
COLUMN - 7 WIRE DESIGN
WITH WIRING DIAGRAM -
DIE CAST AND CHROME PLATED

A-13340-F 6 VOLT FLASHER



A-13405-T6 AMBER TURN SIGNAL LIGHT
MOUNTS BETWEEN BUMPER
BARS - CHROME BEZEL - 6 VOLT



A-13405-T12 SAME AS ABOVE - 12 VOLT

A-13405-T6R SAME AS ABOVE - RED LENS -
6 VOLT

A-13405-T12R SAME AS ABOVE - RED - 12 VOLT



FORD MODEL "A" 1928-1931

www.oldcarcentre.com

DOMELIGHT

A-13771 DOME LIGHT - WITHOUT SWITCH



A-13771-WS DOME LIGHT - WITH INTEGRAL SWITCH

A-13790 DOME LIGHT SWITCH & PLATE - MOUNTS ON DOOR PILLAR

A-13770 DOME LIGHT SWITCH PLATE ONLY



A-13780 DOME LIGHT LENS - FITS ALL 3-5/8" OPENINGS.



LICENSE PLATE

A-13145-S FRONT LICENSE PLATE CLAMP SET - BLACK



A-13145-SS SAME AS ABOVE - POLISHED STAINLESS STEEL

A-13406 DRUM TAIL LIGHT REAR LICENSE PLATE BRACKET



B-13406-A REAR LICENSE PLATE BRACKET

B-13406-C SAME AS ABOVE - POLISHED STAINLESS STEEL

A-13145-ACC ACCESSORY LICENSE PLATE BOLTS - PAIR

HORN

Original Sparton Horn

- Complete Top Quality Original Horn - Includes Mounting Bracket and Sparton Horn Plate

A-13802-A 6 VOLT

A-13802-B 12 VOLT



REPLACEMENT "OOGAH" HORN

A-13802-12V 12 VOLT - PAINTED

A-13802-6V 6 VOLT - PAINTED



A-13802-SP SPARTON HORN NAME PLATE



A-13804 HORN MOTOR ADJUSTING SCREW

A-13805 HORN MOUNTING BRACKET

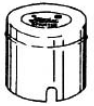


A-13807 HORN BELL & FLANGE



A-13809 HORN MOTOR COVER - PLAIN - STAMPED "ADJUST"

A-13809-SP HORN MOTOR COVER - STAMPED "FORD, SPARTON & ADJUST"



A-13810 HORN COVER SCREW

A-13811 HORN DIAPHRAGM



A-13812-S HORN DIAPHRAGM GASKETS - PAIR



A-13817-S BRUSHES & SPRINGS FOR HORN MOTOR



A-13840 HORN SCREEN - FOR ORIGINAL & REPLACEMENT HORNS



A-80083 HORN FLANGE SCREW & NUT SET - 12 PIECES



SEAT SPRINGS

Front Seat Bottom Spring

AS-128 28-29 ROADSTER & TOURING

AS-128-B 30-31 ROADSTER & TUDOR TOURING

AS-128-C 28-29 COUPE

AS-128-D 30-31 COUPE

AS-128-E 28-29 SPORT COUPE

AS-128-F1 29 CABRIOLET

AS-128-F2 30-31 CABRIOLET

AS-128-G 28-31 CLOSED & OPEN CAB PICKUP


AS-128-J 28-31 TUDOR SEDAN

AS-128-K 30-31 VICTORIA

AS-128-L 29-31 STATION WAGON

AS-128-ML 1931 A-400 AND TUDOR PHAETON - LEFT

AS-128-MR SAME AS ABOVE - RIGHT



Rear Seat Bottom Spring

AS-129 28-29 TOURING

AS-129-B 30-31 TUDOR TOURING

AS-129-C 30-31 FORDOR TOURING

AS-129-D 28-31 ROADSTER & COUPE RUMBLE SEAT

AS-129-E 28-31 TUDOR SEDAN

AS-129-F 29-31 STATION WAGON - MIDDLE SEAT

AS-129-G 29-31 STATION WAGON - REAR SEAT

AS-129-H 1931 A-400



Front Seat Back Rest Spring

- AS-130 28-29 ROADSTER & TOURING
- AS-130-A 30-31 ROADSTER & TOURING
- AS-130-B 28-31 COUPE
- AS-130-C 28-29 SPORT COUPE
- AS-130-D1 29 CABRIOLET
- AS-130-D2 30-31 CABRIOLET
- AS-130-E 28-29 ROADSTER PICKUP
- AS-130-F 28-29 CLOSED CAB PICKUP
- AS-130-G 30-31 CLOSED CAB PICKUP
- AS-130-H 28-31 TUDOR SEDAN
- AS-130-I 30-31 VICTORIA
- AS-130-J 29-31 STATION WAGON
- AS-130-L 30-31 ROADSTER PICKUP
- AS-130-ML 1931 A-400 AND TUDOR PHAETON, LEFT
- AS-130-MR 1931 A-400 AND TUDOR PHAETON, RIGHT


Rear Back Rest Spring

- AS-131 28-31 FORDOR TOURING
- AS-131-B 30-31 TUDOR TOURING
- AS-131-C 28-29 TUDOR SEDAN
- AS-131-D 30-31 TUDOR SEDAN
- AS-131-E 28-31 COUPE & ROADSTER - RUMBLE SEAT
- AS-131-F 29-31 STATION WAGON- MIDDLE SEAT
- AS-131-G 29-31 STATION WAGON- REAR SEAT
- AS-131-H 30-31 VICTORIA

** We Also Have Availability To All The Seat Springs For The Town Sedans, Fordors & Some Other Body Styles - Please Feel Free To Write Or Call For Prices & Delivery Time

WOOD KITS

** We Also Handle A Full Line Of Wood For The Model "A" 's In Kit Form Or In Individual Pieces. Due To The Different Body Styles & Years, Please Contact Us For Pricing & Availability



SHEET METAL PARTS

(Please See The Pickup Section For More Pickup Patch Panels)

** Besides What Is Listed, We Have Access To Many Other Sheet Metal Parts. If You Don't See It Listed, Please Contact Us For Availability & Pricing

Body Channels & Subrails

- A-131 28-31 BODY CHANNELS THAT RUN CROSSWAYS IN CAR THAT FLOOR PANELS FASTEN TO - COMPLETE SET FOR 1 CAR
- A-331 30-31 COUPE BODY CHANNELS THAT RUN CROSSWAYS IN CAR THAT FLOOR PANELS FASTEN TO - COMPLETE SET FOR 1 CAR
- A-132-A 28-29 ROADSTER SUBRAILS - REAR HALF - FROM DOOR BACK THAT RUNS ALONG SIDE OF BODY
- A-132-B SAME AS ABOVE - 30-31 ROADSTER
- A-432-A 28-29 SEDAN & PHAETON SUBRAILS - REAR HALF - FROM DOOR BACK
- A-432-B 30-31 SEDAN SUBRAILS - REAR HALF - FROM DOOR BACK THAT RUNS ALONG SIDE OF BODY
- A-332-A 28-29 COUPE SUBRAILS - REAR HALF - FROM DOOR BACK THAT RUNS ALONG SIDE OF BODY
- A-332-B SAME AS ABOVE - 30-31 COUPE
- A-132-AF 28-29 ROADSTER FULL LENGTH SUBRAILS
- A-132-BF 30-31 ROADSTER FULL LENGTH SUBRAILS
- A-332-AF 28-29 COUPE FULL LENGTH SUBRAILS
- A-332-BF 30-31 COUPE FULL LENGTH SUBRAILS
- A-432-AF 28-29 PHAETON & TUDOR SEDAN FULL LENGTH SUBRAILS
- A-432-BF 30-31 TUDOR SEDAN FULL LENGTH SUBRAILS

*NOTE: With Minor Alterations The A-432-AF May Be Used In 28-29 Closed Cab Pickup. The A-432-BF May Be Used In 30/31 Closed Cab Pickup With No Changes Other Than Cutting To Length.



FORD MODEL "A" 1928-1931

www.oldcarcentre.com

- A-132-EXA 28-29 SUBRAIL EXTENSION & FLOOR BOARD BRACES - SET OF 4
- A-132-EXB 30-31 SUBRAIL EXTENSION & FLOORBOARD BRACES - SET OF 4
- A-165-AB 28-31 COUPE & ROADSTER HEAVY REAR CROSSMEMBER - FITS ON END OF SUBRAILS
- A-465-AB 28-31 TUDOR SEDAN HEAVY REAR CROSSMEMBER - FITS ON END OF SUBRAILS



Roadster Door Skins

- A-1040-AR 1928 LEFT - NO OUTSIDE HANDLE HOLE
- A-1041-AR 1928 RIGHT - NO OUTSIDE HANDLE HOLE
- A-1040-A 1929 LEFT
- A-1041-A 1929 RIGHT
- A-1040-B 1930-31 LEFT
- A-1041-B 1930-31 RIGHT

Door Bottom Patch Panels - Outer

- A-136-A 28-29 ROADSTER
- A-336-A 28-29 COUPE & SEDAN
- A-836-A 28-29 CLOSE CAB PICKUP
- A-136-B 30-31 ROADSTER
- A-336-B 30-31 COUPE
- A-436-B 30-31 SEDAN & PICKUP

Door Bottom Patch Panels - Inner

- FM-536-A 28-29 COUPE & TUDOR
- FM-536-B 30-31 TUDOR & PICKUP
- FM-536-C 30-31 COUPE

Front Quarter Patch Panels - 6" High

- A-114-A 28-29
- A-114-B 30-31 ALL BODY STYLES

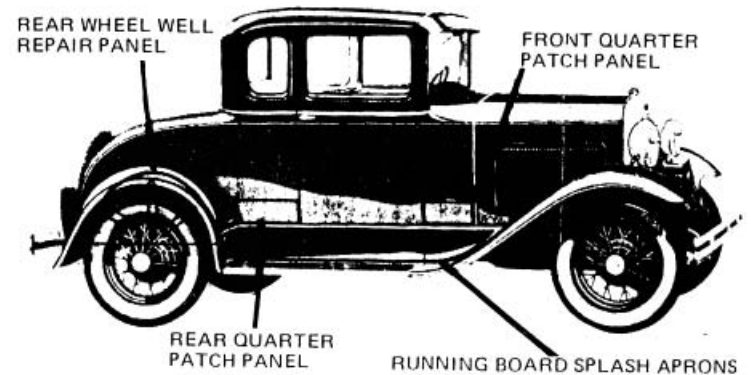
- A-275 28-29 EXCEPT BRIGGS & MURRAY SEDANS - COWL QUARTER PANELS NOT A PATCH PANEL BUT COMPLETE EXACT DUPLICATE COWL PANELS JUST LIKE HENRY'S

Rear Quarter Patch Panels

- A-350-A 28-29 COUPE, SPORT COUPE & CABRIOLET
- A-150-A 28-29 ROADSTER
- A-850-A1 28-29 ROADSTER PICKUP
- A-450-A 28-29 SEDAN
- A-350-B 30-31 COUPE
- A-150-B 30-31 ROADSTER
- A-450-B 30-31 SEDAN

Steel Roadster Doors - With Hinges

- A-1046-AR 1928 LEFT - NO OUTSIDE HANDLE HOLE
- A-1047-AR 1928 RIGHT - NO OUTSIDE HANDLE HOLE
- A-1046-A 1929 LEFT
- A-1047-A 1929 RIGHT
- A-1046-B 1930-31 LEFT
- A-1047-B 1930-31 RIGHT



Rear Wheel Well Repair Panels

- A-381-AB COUPE & CABRIOLET - ORIGINAL
- A-181-AB ROADSTER - ORIGINAL
- A-352 28-31 ALL SEDANS EXCEPT 28-29 BRIGGS
- A-581-AB1 28-31 BRIGGS FORDOR
- A-581-AB2 28-31 FORDOR SEDAN - FITS ALL FORDORS EXCEPT BRIGGS
- A-781-A 28-29 FORDOR PHAETON
- A-781-B 30-31 FORDOR PHAETON



Rear Corner Patch Panels - Die-stamped

- A-170-A 28-29 COUPE & ROADSTER
- A-170-B 30-31 COUPE & ROADSTER
- A-270-B 30-31 TUDOR SEDAN
- A-870-B 30-31 PICKUP




Panel Above Windshield Behind Visor

- A-342 28-29 COUPE & TUDOR SEDAN
- A-201-A 28-29 FORDOR & TOWN SEDAN
- A-202-A 30-31 COUPE
- A-202-B 30-31 TUDOR & PICKUP

Body Panel Under Trunk Lid

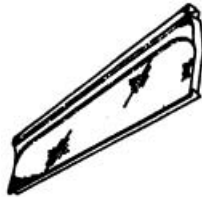
Outside Panel Below Deck Lid
(Actual Skin Of Car)



- A-363-A 28-29 COUPE
- A-163-B 30-31 COUPE & ROADSTER
- A-163-A 28-29 ROADSTER
- A-163-C 30-31 CABRIOLET

Body Panel Above Deck Lid - Die-stamped

- A-167-A 28-29 ROADSTER
- A-167-B 30-31 ROADSTER



Rumble Seat & Trunk Compartment Curved Inner Panel

Three Types Of These, Depending On Year & Use Of Rumble Seat - Just Inside The Outer Panel Below The Deck Lid



- A-161-A 28-31 ROADSTER & 30-31 COUPE WITH RUMBLE SEAT
- A-162 28-31 ROADSTER & 30-31 COUPE WITHOUT RUMBLE SEAT
- A-162-A 28-29 COUPE & 29-31 CABRIOLET WITH RUMBLE SEAT
- A-160 28-31 TRIANGLE PIECES THAT FIT ON EACH SIDE OF THE TRUNK COMPARTMENT AT THE REAR - CURVED INNER PANEL FASTENS TO THESE PIECES



A-162-AR RUMBLE HINGE BRACE - THE PART THAT THE RUMBLE HINGE MOUNTING BRACKET FITS ON - DIE-STAMPED - 28-29 COUPE & ROADSTER

A-162-B SAME AS ABOVE - 30-31 COUPE & ROADSTER

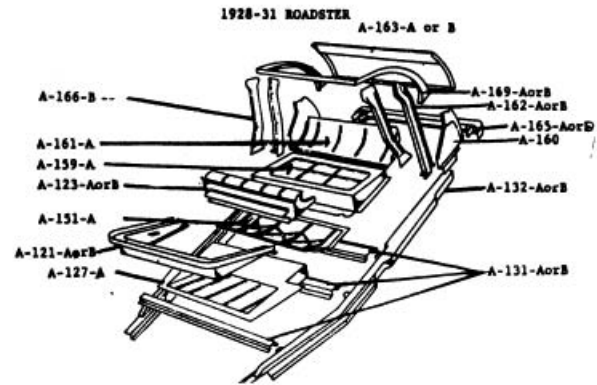
A-169-A RAIN GUTTER KIT FOR TRUNK OR RUMBLE LID OPENING - 28-29 COUPE & ROADSTER

A-169-B SAME AS ABOVE - 30-31 COUPE & ROADSTER



A-166-A RAIN GUTTER SUPPORT BRACKETS - SUPPORTS THE RAIN GUTTER TO THE REAR FENDER WELL - 28-29 COUPE & ROADSTER

A-166-B SAME AS ABOVE - 30-31 COUPE & ROADSTER



Rumble Seat Platform

Attaches To Inner Curved Panel At Rear And Forms Floor For Trunk Compartment Or Rumble Seat Cushion



A-159-A 28-31 COUPE & ROADSTER

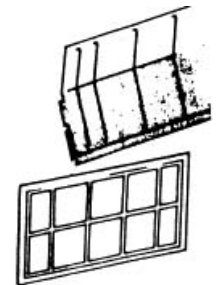
Trunk Floor Panels

Attaches To Rumble Seat Platform And Goes Forward To Rear Of Front Seat

A-151-A 28-29 COUPE & 28-31 ROADSTER

A-351-B 30-31 COUPE

A-351-C 30-31 CABRIOLET



FORD MODEL "A" 1928-1931

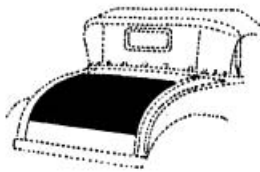
www.oldcarcentre.com

Deck Lid -

All Steel Less Latch & Hinges - Specify Trunk
Or Rumble

A-168-A 28-29

A-168-B 28-31



Deck Lid Skin -

For Repairing Old Trunk Or Rumble Lid
- Specify Trunk Or Rumble

A-410 28-31

Front Seat Riser

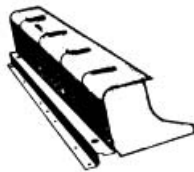
The Front Seat Back Rest Frame
And Spring Rest On This

A-123-A 28-29 ROADSTER & COUPE

A-123-B 30-31 ROADSTER & COUPE

A-123-C 30-31 CABRIOLET

A-123-D 28-29 PHAETON



Front Seat Frame

The Front Seat Bottom Cushion
Rests On This



A-321-A 1928 COUPE

A-121-A 28-29 ROADSTER & TOURING

A-821-A1 28-29 ROADSTER PICKUP

A-821-A 28-29 CLOSED CAB PICKUP

A-121-B 30-31 ROADSTER & TOURING

A-821-B 30-31 CLOSED CAB PICKUP

A-321-B 29-31 COUPE & CABRIOLET

A-321-C 30-31 COUPE COMPLETE SEAT

ASSEMBLY - 2 METAL ENDS, WOOD
CENTRE SECTIONS - METAL TOE
PANEL - NUTS & BOLTS INCLUDED

A-321-METAL METAL ENDS & TOE

A-321-T SEAT TRACTS FOR 30-31 COUPE SEAT
ASSEMBLY

Panels Under Front Seat Frame

A-835-B 30-31 PICKUP

A-735-A EARLY 1928 TOURING

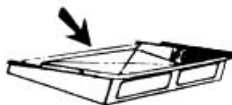
A-135-A 28-29 ROADSTER PICKUP

A-835-A 28-29 CLOSED CAB PICKUP

A-335-A 28-29 COUPE

A-335-B 30-31 COUPE - DIE STAMPED

A-456 29-31 FORDOR SEDAN



Curtain Pans

The Pan Under The Front Seat
Platform And Riser For Storage Of
Side Curtains In Open Cars And Station Wagons

A-127-A 29-31 ROADSTER & TOURING

A-137-A 28-31 STATION WAGON

A-727-A EARLY 1928 TOURING

- UNDER REAR FLOOR BOARDS



Package Tray

A-129-B 30-31 ROADSTER

A-125-B 30-31 ROADSTER SEAT ADJUSTOR

- THIS BOLTS TO PACKAGE TRAY

Rear Seat Frames

The Rear Seat Bottom
Cushion Rests On This

A-757-A 28-31 TOURING

- COMPLETE WITH FLOOR PAN

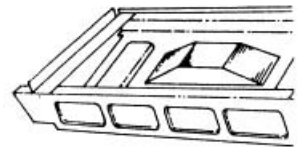
A-457-AL 28-29 TUDOR SEDAN

- COMPLETE WITH FLOOR PAN

A-457-B 30-31 TUDOR SEDAN

- COMPLETE WITH FLOOR PAN

A-457-A 28-31 TUDOR SEDAN - FRAME ONLY

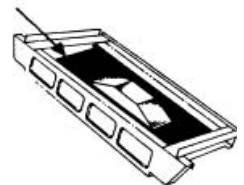


Panels Under Rear Seat Frame

A-455-A 28-29 TUDOR SEDAN

A-455-B 30-31 TUDOR SEDAN

A-460 28-29 REAR SPRING HUMP
COVER



Touring Rear Body Panel

A-299 28-29

A-298 30-31



Touring Front Seat Panel

The Panel Behind The Front Seat

A-415 28-29

A-416 30-31



Steel Dash Rails

A-1001-A 28-29 ROADSTER, PHAETON
& ROADSTER PICKUP

A-1001-B 30-31 ROADSTER, PHAETON
& ROADSTER PICKUP

1932 Style Smooth Steel Dash Panels

- Fits Behind The Original Dash Rail

A-136-AF 28/29 OPEN CAR

A-136-AFCC 28/29 CLOSED CAR & PICKUP

A-136-BF 30/31 OPEN CAR

A-136-BFCC 30/31 CLOSED CAR & PICKUP

BODY CLINCH NUTS

A-81010 10-32 N.F.

A-81011 12-24 N.F.

A-81012 1/4-20 N.F.

A-81013 3/8-24

A-81014 7/16-20

A-81015 5/16-24



FLOOR



Floorboards

A-35130/31-AS 28-29 FRONT

A-35130/31-BS 30-31 FRONT

A-35140/41-S 28-31 MIDDLE & REAR FOR
TUDOR SEDANS

A-80033-C 28-31 FRONT FLOORBOARD BOLT &
WASHER SET

A-80033-R SAME AS ABOVE - REAR

Floorboard Seal Kit

Includes Lacing, Tacks And Instructions

A-35170-AS 28-31 FRONT

A-35170-BS 28-31 REAR - ENOUGH
FOR MIDDLE & REAR



Felt Pads Around Steering Column

A-35123-AR 28-29

A-35123-B 30-31


A-35122-S 28-31 COVER PLATES FOR FELT PADS



Battery Cover Plate

A-35150-A 1928

A-35150-B 29-31




Shift Lever Floor Plate

A-35245-BR 28-29

A-35245-C 30-31

A-35246-S 28-31 CLIP SET FOR SHIFT
LEVER PLATE - CADMIUM PLATED



Floor Mats - With Original Design

A-700400F 28-29 FRONT - BRAKE HANDLE TO
FRONT

A-700400-R 29/31 FRONT - BRAKE TO RIGHT

A-700430 28-31 TUDOR REAR

A-700450 28-31 CABRIOLET &
TOURING REAR

A-81009 FLOOR MAT STUDS -
USED TO HOLD THE FLOOR MAT IN
PLACE - BRASS WITH A THREADED
STUD FOR EASY INSTALLATION
- SET OF 4



COWL KICK PANELS

Embossed Leather Grain With Exposed Edges
Bound. Complete With Screws And Washers

1928-29 FORD BODIES, CLOSED CARS

A-40550-A BLACK

A-40550-B BROWN

1930-31 FORD BODIES, CLOSED CARS

A-40551-A BLACK

A-40551-B BROWN

ALL BRIGGS, MURRAY OR SPECIAL BODIES

A-40552-A1 1928-29 BLACK

A-40552-B1 1928-29 BROWN

A-40552-A2 1930-31 BLACK

A-40552-B2 1930-31 BROWN

1928-29 ROADSTER & TOURING

A-40554-A BLACK

A-40554-B BROWN

1930-31 ROADSTER & TOURING

A-40554-A BLACK

A-40554-B BROWN

A-40555-S KICK PANEL RETAINING CLIPS - PAIR



FORD MODEL "A" 1928-1931

www.oldcarcentre.com

TOP

Roadster & Touring Top Parts

A-37323-AS TOP CLAMPING
BRACKET ASSEMBLY - 28-29
- PAIR



A-37323-BS TOP CLAMPING BRACKET
ASSEMBLY - 30-31 - PAIR

B-37472-F TOP BRACKET CLAMPING
THUMB SCREW
- CHROME - 28-29



B-37472-C TOP BRACKET CLAMPING
THUMB SCREW
- CHROME - 30-31

B-37708 TOP PROP NUT
- CHROME



B-37708-C TOP PROP NUT
- STAINLESS STEEL- 29-31
CABRIOLET

B-42032 TOP PROP BOLT



B-52250 TOP PROP NUT LOCK WASHER

A-42070-AR OPEN CAR TOP BRACKET -
THE BRACKET ON THE
BODY THAT THE TOP
CLAMPS TO - 28-29



A-42070 SAME AS ABOVE 30-31

A-36636-AR TOP MOUNT STUD - 28-29
PHAETON



A-36636-B TOP MOUNT STUD - 30-31
FORDOR PHAETON

A-37329-AS TOP REST SADDLE STUDS
- 28-29 PHAETON

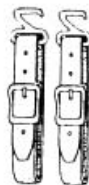
A-37329-BS TOP REST SADDLE STUDS
- 30-31 FORDOR PHAETON

A-37330 TOP REST SADDLES
- 28-31 FORDOR PHAETON



A-37332-S TOP PROP REST STRAP &
HOOK ASSEMBLY
- SET OF TWO 28-31 FORDOR
PHAETON

A-42146-AS TOP PROP REST STRAP &
HOOD ASSEMBLY
- SET OF 2 - 28-31 ROADSTER



A-42339-S TOP BACK WINDOW FRAME
BUMPERS - 28-31 ROADSTER
- 4 PIECES



A-180600-S ROADSTER TOP BOW "T" BOLTS
- HOLDS WOOD TO DELUXE
30-31 TOP IRONS - CHROME



A-180620 SIDE CURTAIN ROD SOCKET
FOR TOP OF DOOR ON
31 DELUXE ROADSTER
& TOURING



A-81002 BODY SOCKET SET -
SIDE CURTAINS FASTEN
INTO THESE - SET OF 6



A-81002-T BODY SOCKET INSTALLATION TOOL

A-81008 TACK RAIL FASTENER SET
- HOLDS BASE OF TOP
TO BODY - 28-31 OPEN CAR



A-81003 WINDSHIELD FASTENER SET
- FASTENS TOP TO WINDSHIELD
FRAME & SIDE CURTAINS TO
WINDSHIELD POSTS - 28-31



A-81004 WINDSHIELD POST CURTAIN
STUDS - INCLUDED IN ABOVE
KIT - NICKEL PLATED BRASS



Top Assemblies

Includes Folding Irons, Clamps, Thumb Screws,
Prop Nuts & Rivets - Less Wood



A-42031-AS 28-29 ROADSTER

A-42031-BS 30-31 STANDARD ROADSTER

A-42031-CS 30-31 DELUXE ROADSTER

A-42031-DS 28-29 TOURING

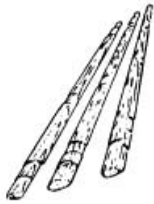
A-42031-ES 30-31 TOURING

A-42031-FS 28-29 ROADSTER PICKUP
- INCLUDES WOOD

A-42031-GS 30-31 ROADSTER PICKUP
- INCLUDES WOOD

Top Iron Wood - Made Of Oak

- A-42056-AS 28-29 ROADSTER
- 3 PIECES
- A-42056-BS 30-31 ROADSTER
- 3 PIECES
- A-42056-DS 28-29 TOURING
- 4 PIECES
- A-42056-ES 30-31 TOURING
- 4 PIECES



Closed Car Top Parts

- A-47319 TOP MATERIAL - BLACK -
LONG GRAINED - 65" WIDE
- SOLD PER FOOT
- A-47320 TOP PADDING - FITS
UNDER TOP MATERIAL -
40" X 84"
- A-47302 FRONT TOP MOULDING -
ALUMINIUM - FITS:
COUPE 45-B
SEDANS 155-A,B,C,D,
165-A,B,C,D,
170-A,B
VICTORIA 190-A
- A-47302-B FRONT TOP MOULDING -
ALUMINUM - FITS:
SEDANS 55-B,160-A,B,C,
COMMERCIAL 82-B & 130-C
- A-47302-C REAR & SIDE TOP MOULDING
- ALUMINUM -
1 REQUIRED FOR COUPES
2 REQUIRED FOR SEDANS
FITS:
COUPES 45-B
SEDANS 155-A,B,C,D,
165-A,B,C,D,
170-A,B
- A-47301-S STEEL TOP MOLDINGS - 6' LONG -
CAN BE USED ON FRONT OR REAR
- USED ON 28-29 COUPE,
28-31 TUDOR & 30-31 PICKUP
- A-47303-D ROOF DRIP RAIL MOULDING TIPS
- FRONT - 28-29 COUPES &
28-31 TUDOR - PAIR

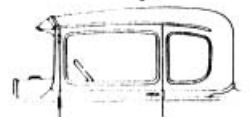


- A-53550-51 FRONT ROOF DRIP RAIL
MOULDING TIPS - 28-29
SPORT COUPE & BUSINESS
COUPE - PAIR
- A-47303-C FRONT ROOF DRIP RAIL MOULDING
TIPS - 28-29 FORDOR - PAIR
- A-47303-G REAR ROOF DRIP RAIL
MOULDING TIPS - 28-31
TUDOR - PAIR
- A-47303-E REAR ROOF DRIP RAIL
MOULDING TIPS - 28-29 COUPE
& SPECIAL COUPE - PAIR
- A-47303-F REAR ROOF DRIP RAIL
MOULDING TIPS - 28-29 BRIGGS
- PAIR
- A-52292/93 REAR ROOF DRIP RAIL
MOULDING TIPS
- 28-31 SPORT COUPE &
28-29 BUSINESS COUPE
- A-36235-C BLACK HYDEM WELT -
FOR FASTENING TOP
MATERIAL TO WOODEN
FRAMES - PER FOOT
- A-47303-A TOP WELT FINISH ENDS -
SEALS OVER ENDS OF HYDEM
WELT - SET OF 2 NICKEL
PLATED ENDS



Deluxe Top Kits

Complete Kit Contains New Black Cobra Grain Top Material, Top Padding, Tacks, Hydrem Welt & Nickel Plated Finish Ends



- A-48000-A 30-31 COUPE
- A-48000-B 30-31 CLOSED CAB PICKUP
- A-48000-C 28-29 CLOSED CAB PICKUP
- A-48000-D 28-29 COUPE
- A-48000-E 28-29 SPECIAL COUPE
- A-48000-F 28-31 TUDOR SEDAN
- A-48000-G 28-31 FORDOR SEDAN

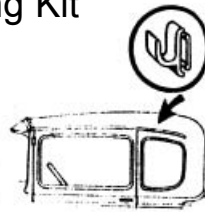


FORD MODEL "A" 1928-1931

www.oldcarcentre.com

Aluminum Rain Gutter Moulding Kit

- Inner & Outer Tack Strips
 - Can Be Painted Body Colour
 - Does Both Sides - 84" Long
- A-47031



New Steel Fenders

28-29 All Models - Front

- A-16005-A RIGHT
- A-16005-AW RIGHT WITH TIRE WELL
- A-16006-A LEFT
- A-16006-AW LEFT WITH TIRE WELL



30-31 All Models - Front

- A-16005-C RIGHT
- A-16005-CW RIGHT WITH TIRE WELL
- A-16006-C LEFT
- A-16006-CW LEFT WITH TIRE WELL

Original Style Pickup Rain Gutter

- Includes Inserts & Fasteners - Steel
- A-47031-AOR 28-29
A-47031-BOR 30-31



Landau Top Iron Parts

- A-48150 LANDAU TOP IRONS - PAIR



- A-48151 LANDAU TOP IRON SPACER SET
- SET OF 6 SPACERS TO MOUNT IRONS
TO BRACKETS



- A-48152 LANDAU TOP IRON STUD SET
- SET OF 4 STUDS TO MOUNT
IRONS TO BRACKETS



Coupe, Roadster, Cabriolet & Pickup - Rears

- A-16160-A LEFT - 28-29
- A-16161-A RIGHT - 28-29
- A-16160-B LEFT - 30-31
- A-16161-B RIGHT - 30-31



Sedan - Rears

- A-16160-C LEFT - 28-29
- A-16161-C RIGHT - 28-29
- A-16160-D LEFT - 30-31
- A-16161-D RIGHT - 30-31

SUN VISOR

New Metal Sun Visor

- A-817-A 28-29 CLOSED CAB PICKUP
- A-317-A 28-29 COUPE & SEDAN
- A-317-BS 30-31 COUPE, TUDOR & PICKUP
- A-80049 SUN VISOR INSTALLATION KIT
 - 28-29 - CHROME PLATED
 - 26 PIECES
- A-48000-S SUN VISOR COVER MATERIAL



Fender Braces

- Front

- A-16025-AS 28-29 PRESSED STEEL
- A-16025-B 30-31

- Rear

- A-16180-AR 28-29 COUPE, ROADSTER,
PICKUP & CABRIOLET
- CAST
- A-16180-A SAME AS ABOVE -
PRESSED STEEL
- A-16180-B 30-31 COUPE, ROADSTER,
PICKUP & CABRIOLET
- A-16180-E 1931 WIDE BED PICKUP
- A-16340-AR 28-29 SEDANS
- A-16340-B 30-31 SEDANS



FENDERS

- A-16000-S FRONT FENDER BOLT HOLE
BEAD PATCH - SET OF 4 - 30-31
- A-16006-AP HEADLAMP BAR PATCH FOR
FENDER 28-29
- A-16006-BP SAME AS ABOVE - 30-31



Fender & Running Board Bolt Kit

- Cadmium Plated

A-80043 28-29 - 200 PIECES

A-80044 30-31 - 212 PIECES



Fender Welt - Sold By The Foot

B-16070-B BLACK - VINYL TYPE

B-16070-FC CHROME

B-16070-C STAINLESS STEEL

- SOLD IN 100" LENGTHS ONLY

B-16070-R RUBBER - 25' ROLL



Fender Wells

- Die-formed Like Original With Water Drain Hole

A-16028-A 28-29

A-16028-B 30-31



RUNNING BOARDS


Complete With Matting & Trim Installed

- Ready To Mount - Sold In Pairs

A-16450-AS 28-29



A-16450-BS 1930 INCLUDES
SPLASH APRONS



A-16450-FS 1930 WITHOUT
SPLASH APRONS

A-16450-CS - 1931

A-16450-DS 28-29 PICKUP
- STAMPED STEEL

A-16450-ES 30-31 PICKUP
- STAMPED STEEL



A-16450-GS 30-31 AA TRUCK - 29 1/2" LONG

A-16452-S RUNNING BOARD MOUNTING
BOLT SET FOR CAST BRACES
- 32 PIECES

A-16453-S RUNNING BOARD MOUNTING
BOLT SET FOR PRESSED
STEEL BRACES - 32 PIECES



Smooth Style Running Boards-

Stamped Steel - Ready For Paint

A-16450-ASSM 28-29

A-16450-CSSM 30-31

Running Board Braces -

Stamped Steel - 28-31

A-16485-B FRONT RIGHT OR LEFT

A-16488-B RIGHT REAR

A-16489-B LEFT REAR



Running Board Matting

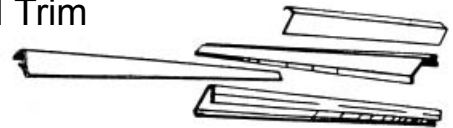


A-16450-RM RIBBED MATTING - 28-29

A-16450-PM PYRAMID MATTING - 30-31

A-16451 HALF ROUND RUBBER BEAD
FOR 1931 RUNNING BOARDS
- KIT DOES BOTH BOARDS

Running Board Trim



A-16462-AS 28-29 ZINC PLATED
- SET OF 8

A-16462-A1S 28-29 STAINLESS STEEL - SET OF 8

A-16462-B1S 1930 ZINC PLATED - SET OF 8

A-16462-B2S 1930 STAINLESS STEEL - SET OF 8

A-16462-C1S 30-31 ZINC PLATED
- SET OF 2 OUTER STRIPS

A-16462-C2S 30-31 STAINLESS STEEL
- SET OF 2 OUTER STRIPS

350235 INNER TRIM SCREW SET FOR
HOLDING INNER RUNNING
BOARD TRIM TO RUNNING BOARD
- 1930 - 20 PIECES



FORD MODEL "A" 1928-1931

www.oldcarcentre.com

RUNNING BOARD STEP PLATES



A-16400-BS POLISHED ALUMINUM WITH FORD SCRIPT

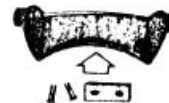
A-16400-CS POLISHED ALUMINUM FRAME WITH BLUE FORD EMBLEM & THICK MOULDED RUBBER INSERT - 8 1/2" X 11 1/2"

A-16400-SS STEP PLATE MOUNTING SCREW SET - STAINLESS STEEL - 24 PIECES

Felt Pads For Splash Shield Fit Between Shield & Rad Shell

A-16529-AR 28-29

A-16529-B 30-31

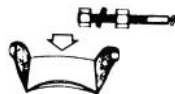


Splash Shield Screw Kit Chrome Plated

A-80022 28-29 - 4 PIECES

A-80024 30-31 - 12 PIECES

A-17766/67-S SPLASH SHIELD STUD & NUT SET - MOUNTS THE APRON TO THE FRAME BUMPER BRACES 30-31 - 24 PIECES



SPLASH APRONS

New Metal Aprons With Mounting Holes
- Sold In Pairs



A-16535/36-ALS 28-29 WITH HUMP

A-16535-36-A2S 1928 WITHOUT HUMP

A-16535/36-DS 1931

A-16535/36-BS 1930 PICKUP

A-16050-R FRONT FENDER SHIELD
- RIGHT SIDE - 1930

A-16050-L FRONT FENDER SHIELD
- LEFT SIDE - 1930



RADIATOR SPLASH SHIELD

New Metal Splash Shield For Below The Radiator

A-16527-A2 28-29 DIE STAMPED
- HAS ALL THE HOLES PUNCHED & INCLUDES MOUNTING TABS

A-16527-B2 30-31 DIE-STAMPED
- HAS THE CORRECT ANGLED REINFORCEMENT FOR THE FRONT HOLES



BUMPERS

Bumper Braces

Front

A-17754-BR 28-29 RIGHT HAND

A-17755-BR 28-29 LEFT HAND

A-17754-E 30-31 RIGHT HAND

A-17755-E 30-31 LEFT HAND

A-17768-S FRONT BUMPER BRACE BOLT, NUT & WASHER SET - 12 PIECES - 28-29

A-17766/67-S FRONT BUMPER BRACE STUD & NUT SET - ALSO MOUNTS RADIATOR SPLASH SHIELD - 24 PIECES 30-31



REAR

A-17777-DS 28-31 COMPLETE WITH BRACKETS & BODY STANDS - SOLD IN PAIRS - FITS COUPE & ROADSTER

A-17777-AS SAME AS ABOVE - 28-29 SEDAN

A-17777-BS SAME AS ABOVE - 30-31 SEDAN



A-17785 BODY STANDS - STANDS FROM REAR BUMPER BRACES TO BODY - FITS COUPE & ROADSTER - 5" TALL



A-17785-B SAME AS ABOVE - FITS 28-29 FORDOR SEDANS & TOWN SEDANS - 3" TALL

A-17785-S SAME AS ABOVE - FITS 28-31 TUDOR SEDAN & FORDOR TOURING - 4 1/2" TALL

A-17789 30-31 REAR BUMPER BAR BRACKET - HELPS HOLD THE REAR BUMPERS ON - 2 REQUIRED



A-17783-A REAR BUMPER ARM CROSS BRACE - TUBULAR TYPE - 28-29



A-17783-E REAR BUMPER ARM CROSS BRACE - PRESSED STEEL 30-31



A-80087-AS REAR BUMPER CROSS BRACE MOUNTING BOLT, NUT & WASHER SET - CADMIUM PLATED - 14 PIECES - 28-29



A-80087-BS SAME AS ABOVE - 30-31

New Chrome Plated Bumpers

Fronts - Set Of 2 Bars

A-17757-AS 28-29

A-17757-BS 30-31



Rears - Set Of Right & Left

A-17784-AS 28-29

A-17784-BS 30-31



New Polished Stainless Steel Bumpers

Fronts - Set Of 2 Bars

A-17757-ASS 28-29

A-17757-BSS 30-31



Rears- Set Of Right & Left

A-17784-ASS 28-29

A-17784-BSS 30-31



Bumper Bar End Bolts

Sold In Pairs

A-17834-S 28-31 CADMIUM PLATED

A-17834-C 28-31 CHROME PLATED

A-17834-SS 28-31 POLISHED STAINLESS



Bumper Bar Spacers

28-31

A-17759 BLACK

A-17759-C CHROME

A-17759-SS POLISHED STAINLESS



Bumper Clamps

Large Outer Type Clamp

A-17758-B PLAIN - BLUE INSERT - 28-31

A-17758-C STAINLESS STEEL - 1931

A-17758-CAN CANADIAN 28-30

A-17758-BCAN CANADIAN 30-31



Centre Clamps

A-17762-A ROUND WITH FORD SCRIPT - EARLY 28

A-17762-B OVAL - CHROME - 28-31

A-17762-SS OVAL - STAINLESS STEEL - 1931



FORD MODEL "A" 1928-1931

www.oldcarcentre.com

Bumper Clamp Backing Plates

- A-17756-A LARGE BUMPER CLAMP BACKING PLATE - 28-29
- A-17756-B LARGE BUMPER CLAMP BACKING PLATE - 30-31
- A-17765 CENTRE BUMPER CLAMP BACKING PLATE - 28-31



- X-16750-S HOOD LATCH BRACKETS - ORIGINAL STYLE - SET OF 4 - 28-31
- X-16750-SS HOOD LATCH BRACKETS - POLISHED STAINLESS - SET OF 4 - 28-31
- A-16755-S HOOD LATCH PAINT PROTECTORS - FIT ON ENDS OF LATCH - SET OF 8

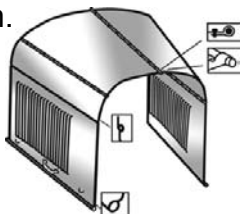


HOOD

New Metal Hoods

- Manufactured By Rootlieb
- Complete With Handles, Brackets And Hood Rods. An Excellent Reproduction.

- A-16611-AR EARLY 1928
- A-16611-D 28-29 NO BEAD
- A-16611-AD 1929 WITH BEAD
- A-16611-BD 30-31



** We Also Have A Complete Line Of Custom 3 & 4 Piece Hoods. Please Call For Price & Availability

Stainless Steel Hood Rod Set

A-16612-SS 28-31



Hood Handles

- A-16609 28-31
- B-16609-SS POLISHED STAINLESS STEEL - PAIR - INCLUDES HARDWARE
- A-16609-RI HOOD HANDLE RIVET

Hood Latches

- A-16750-A 28-29 BLACK
- A-16750-ASS 28-29 POLISHED STAINLESS
- A-16750-B 30-31 BLACK
- A-16750-BSS 30-31 POLISHED STAINLESS



- A-16750-AP HOOD LATCH MOUNTING PADS - SET OF 4 - 28-29
- A-16750-BP HOOD LATCH MOUNTING PADS - SET OF 4 - 30-31

Hood Latch Screw Kit

Chrome Plated

- A-80030 28-29 36 PIECES
- A-80032 30-31 24 PIECES

Hood Shelves

Sold In Pairs

- A-16713/14-S 28-29
- A-16715-S HOOD CLAMP BLOCK SET - USED AS SPACERS LOCATED UNDER THE HOOD SHELF & LATCH - HELD IN PLACE BY HOOD LATCH MOUNTING SCREWS - SET OF 4



Hood Bumper Set

A-16761-AS 28-29 6 PIECES



A-16761-BS 30-31 6 PIECES



A-16718-S HOOD BUMPER CLAMP SET

- LOCATED ON THE FRAME INSIDE THE HOOD TO PREVENT RATTLES - 30-31



Hood Corners

Sold In Pairs

A-16622-LS LEATHER



A-16622-RS MOULDED RUBBER



Rear Hood Hinge Bracket

A-16735-AR 28-29 BLACK

A-16735-B 30-31 DELUXE - CHROME



Rear Hood Hinge Retainer Mounting Screw Kit

A-80084-AS 28-29 6 PIECES

A-80084-BS 30-31 6 PIECES



Cowl Lacing Kit

Complete With Hardware

A-16740-ASOR ORIGINAL WITH HOLD DOWN WIRE

A-16740-AS 28-29 REPLACEMENT


A-16740-BS 30-31



A-16741 RIVET KIT FOR COWL OR RAD LACING - SET OF 24

A-16745 COWL LACE TOP WIRE HOOK - HOLDS LACE TO COWL AT CENTRE - 28-29

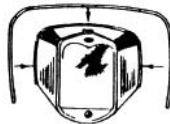
A-45984 COWL LACING BRACKET - 30-31



Stainless Steel Cowl Band

A-140298 30-31

A-16738-CL COWL BAND CLIPS - PAIR



Firewall, Choke & Terminal Box Grommet Set

A-14600-AS 28-30 6 PIECES

A-14600-BS 1931 7 PIECES

INCLUDES SEDIMENT BOWL GROMMET

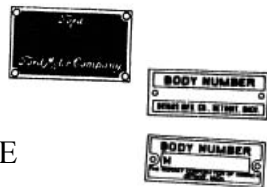


Data Plates

A-18650 PATENT DATA PLATE

A-18651 BRIGGS BODY PLATE

A-18652 MURRAY BODY PLATE



Date Plate Drive Screws Set Of 4

A-18653-AR 28-29

A-18653-B 30-31

WINDSHIELD PARTS - OPEN CAR

Die-formed Windshield Posts

A-37136-P 28-29 PLAIN

A-37136-C 28-29 CHROME

A-37137-SS 30-31 STANDARD

- POLISHED STAINLESS

A-37138-SS 30-31 DELUXE

- POLISHED STAINLESS



** Above Die-formed Posts Come Drilled & Tapped. 30-31 Posts Include Cups & Liners

A-37138-L STAINLESS STEEL LINERS FOR 30-31 DELUXE POSTS

A-37136-FS 28-29 DELUXE STANCHIONS & POSTS - FOLDING - CHROME PLATED

A-37130-S 30-31 LOWER STANCHIONS - FITS STANDARD & DELUXE OPEN CARS - PRESSED STEEL

A-37130-C SAME AS ABOVE - CHROME PLATED

A-37130-SS 30-31 OPEN CAR STANCHION SPACER - FITS BETWEEN THE DASH RAIL & THE LOWER STANCHION



Windshield Stanchion Screws

- Chrome Plated - Posts To Body

A-80090 28-31 4 PIECES

A-80091 1931 SPECIAL DOUBLE HEAD - 4 PIECES



Windshield Frame Open Car

A-37110-AB 28-29 PLAIN


A-37110-AC 28-29 CHROME

A-37110-BB 30-31 STANDARD - PLAIN

A-37110-BC 30-31 STANDARD - CHROME

A-37110-CB 30-31 DELUXE - PLAIN

A-37110-CC 30-31 DELUXE - CHROME



FORD MODEL "A" 1928-1931

www.oldcarcentre.com

A-37109 WINDSHIELD GLASS SETTING
RUBBER - FOR INSTALLING
GLASS IN FRAME

A-80088 OPEN CAR WINDSHIELD SCREWS
- HOLDS TOP TO SIDES
- SET OF 4 - 28-31



Windshield Frame Hinge

- Aluminum -

A-45411-AR 28-29

A-45411-A 30-31



- Steel -

A-45411-ARS 28-29

A-45411-AS 30-31

Windshield Rubber

- Does Sides & Bottom

A-37199-AS 28-29

A-37199-BS 30-31



Mounting Hardware

A-37154-R WINDSHIELD FRAME CONE

B-37158 WINDSHIELD PIVOT STUD

351000 WINDSHIELD WING NUT

B-37118 FINGER PULL WITH SCREW

- LOCATED ON BOTTOM OF
FRAME - CHROME - 28-31



Windshield Side Bracket

A-45471-A 28-29

A-45471-B 30-31 - EXCEPT SLANT WINDSHIELD

A-45475-NUT - ONLY FOR THE 30-31 BRACKET



Windshield Rubber - 28-31

A-60550 WINDSHIELD HEADER SEAL -

FITS BETWEEN HINGE & BODY

B-79500-AS WINDSHIELD RUBBER FOR
SIDES & BOTTOM

A-37109 WINDSHIELD GLASS SETTING
RUBBER - FOR INSTALLING
GLASS IN FRAME



WINDSHIELD PARTS - CLOSED CAR

Windshield Frame -Closed Car - Aluminum

- Complete With Frame Gasket, Mounting Hinge And
Brackets

A-45410-AR 28-31 CLOSED CAR & PICKUP

- FITS ALL EXCEPT THOSE LISTED
UNDER PART #A-45410-E

A-45410-A 30-31 SAME AS ABOVE

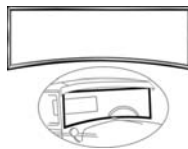
A-45410-E 30-31 CABRIOLET, VICTORIA &
ALL SLANT WINDSHIELD CARS

Windshield Frame -Closed Car - Steel

- Does Not Include hinge, Rubber or Swing Arm
Brackets - Fits Coupe, Tudor & Pickup

A-45410-SA 28-29

A-45410-S 30-31 - INCLUDES HINGE



Windshield Frame Hardware - 28-31

A-45463-S WINDSHIELD SWING ARMS
- FOR OPENING WINDSHIELD
- CHROME PLATED - PAIR

A-45475-S WINDSHIELD SLIDE PIVOT
BOLT & NUT SET -FOR ATTACHING
SWING ARMS TO WINDSHIELD

A-45477-S WINDSHIELD SWING ARM WASHERS
- STEEL CUP WASHERS WITH
RUBBER INSERTS - FIT ON
OUTSIDE OF SWING ARM
NEXT TO SLIDE NUT - CHROME
- PAIR



B-45482 WINDSHIELD SLIDE NUT
- HOLDS THE SWING ARM
IN POSITION -CHROME



A-37115-A CLOSED CAR WINDSHIELD
GARNISH MOULDING - 28-29

A-37115-B CLOSED CAR WINDSHIELD
GARNISH MOULDING -
30-31 EXCEPT SLANT WINDSHIELD

A-37115-BSS SAME AS ABOVE -
POLISHED STAINLESS STEEL

Windshield Frame Screw kits

A-80047-A - 28-29

A-80047 - 30-31



WIPERS

Wiper Motors

A-17508-RK VACUUM WIPER MOTOR
REPAIR KIT

Electric - Replacement Only
- 28-31

A-17508-E6 6 VOLT

A-17508-E12 12 VOLT



A-17508-SS 12 VOLT
- STAINLESS STEEL
WITH ARM & BLADE



Hand Operated Wiper Assembly

A-17655-AR USED ON EARLY 1928
OPEN CARS - WITH BLADE

A-17528 WIPER BLADE FOR ABOVE



Vacuum Wiper Motor Parts

B-17513 CHROME WIPER KNOB

A-17515 WINDSHIELD WIPER TUBE
GROMMET - FITS AT COWL
TO SECURE TUBE TO
STABILIZING BRACKET

A-17523 OPEN CAR VACUUM LINE -
FITS ON WINDSHIELD POST
- CHROME PLATED WITH
BRACKETS - 30-31 STANDARD

A-17524 OPEN CAR VACUUM LINE -
FITS ON WINDSHIELD POST
- CHROME PLATED WITH
BRACKETS - 30-31 DELUXE

A-17522 VACUUM LINE FROM FIREWALL
TO TOP OF HEADER -
COMPLETE WITH FITTINGS -
CLOSED CARS

A-17541 VACUUM WIPER FITTINGS ON
FIREWALL - BRASS



A-17543-B STEEL VACUUM LINE FROM
MANIFOLD TO FIREWALL
- COMPLETE WITH FITTINGS
- CLOSED CARS

A-17542 VACUUM WIPER FITTING ON
MANIFOLD - BRASS

B-18970 WINDSHIELD WIPER HOSE -
6 FOOT LENGTH

A-17534 VACUUM WIPER CONTROL -
FOR OUTSIDE MOUNTING
MOTORS - CHROME

A-17589-S VACUUM WIPER MOTOR
CLAMP SET - HOLDS MOTOR
TO FRAME - OPEN CARS



Vacuum Wiper Motor Mounting Bolt Set

1928-31

A-80086-AS OUTSIDE MOUNT MOTORS
- 4 PIECES

A-80086-BS INSIDE MOUNT MOTORS
- CLOSED CARS - 6 PIECES



A-17616-S WIPER HOSE CLIPS FOR TOP
OF WINDSHIELD FRAME
- 30-31 CLOSED CARS
- SET OF THREE



Original Electric Wiper Motor Parts

A-17595-BS ELECTRIC WIPER MOTOR
MOUNTING BRACKET
RUBBER BOOTS - PAIR

A-17675 ELECTRIC WIPER MOTOR
ELECTRICAL CONNECTION

A-17616-A WIPER MOTOR WIRE CLIP
- 28-30 - THREE REQUIRED

A-17565 ELECTRIC WIPER ARM
- 28-30

A-17528-C ELECTRIC WIPER BLADE
- 28-30



FORD MODEL "A" 1928-1931

www.oldcarcentre.com

A-17563-A OPEN CAR BLADE ARM SUPPORT - 1928



A-17563-B OPEN CAR BLADE ARM SUPPORT - 29-30

A-17564-A CLOSED CAR BLADE ARM SUPPORT - 1928



A-17564-B CLOSED CAR BLADE ARM SUPPORT - 29-30

A-17575 CLOSED CAR MANUAL CONTROL LEVER - 28-30



A-17576 OPEN CAR MANUAL CONTROL LEVER - 1928



A-17577 OPEN CAR MANUAL CONTROL LEVER - 29-30



A-17580 CLOSED CAR ON-OFF LEVER - 28-30



A-17581 OPEN CAR ON-OFF LEVER - 1928



A-17583 OPEN CAR ON-OFF LEVER - 29-30



Wiper Blades - Vacuum Or Electric
B-17528 7 3/4"
BB-17528 8 1/4"



Wiper Arms - Vacuum
A-17529-A FOR OUTSIDE MOUNT MOTORS - 28-31



B-17529 FOR INSIDE MOUNT MOTORS - 28-31



MIRRORS

Inside Rear View Mirror Assembly

A-17681-AS 28-29 OPEN CAR - BLACK

A-17681-BS 30-31 OPEN CAR - POLISHED STAINLESS

A-17681-CS UNIVERSAL - OPEN CAR POLISHED STAINLESS

A-17682-AS 28-29 CLOSED CAR - BLACK

A-17682-BS 30-31 CLOSED CAR - BLACK

A-17682-CS 30-31 CLOSED CAR - POLISHED STAINLESS



Rear View Mirror Glass



A-17704-C 28-31 WITH BEVELLED EDGE

A-17704-E CLOCK MIRROR - STEM WIND - FORD SCRIPT ON BLACK FACE - REPLACES PRESENT GLASS

Outside Rear View Mirrors

A-17700-AR CHROME WINDSHIELD POST MIRROR - SCREWS INTO WINDSHIELD POST - 28-29 TOURING & ROADSTER

B-17700-P SAME AS ABOVE - 30-31 TOURING & ROADSTER

B-17700-SM SIDEMOUNT TIRE MIRROR - FOR ALL CARS WITH SIDE MOUNTS - INCLUDES 4" HEAD, CHAIN & 2 KEY LOCKS - ALL CHROME



B-17700-SL SIDEMOUNT TIRE MIRROR - INCLUDES 4" HEAD & LEATHER STRAP - CHROME



B-17700-WW WINDWING MIRROR
POLISHED STAINLESS
- FOR ALL OPEN OR
CLOSED VEHICLES EQUIPPED
WITH WINDWINGS



A-17741-UL UNIVERSAL PEEP MIRROR
- WITH STRAIGHT ARM
THAT CLAMPS TO FRONT
EDGE OF DOOR - FITS
LEFT OR RIGHT - CHROME



B-18414-L UNIVERSAL PEEP MIRROR
- WITH CURVED ARM THAT
CLAMPS TO TOP EDGE OF
DOOR - FITS LEFT OR RIGHT
- CHROME



A-17741-A TRUCK REAR VIEW MIRROR
& BRACKET ASSEMBLY
- 28-29

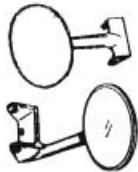


A-17741-B TRUCK REAR VIEW MIRROR
& BRACKET ASSEMBLY
- 30-31



Hinge Pin Mirror
Fits All Closed Cars - Chrome

A-17741-AL 28-29 LEFT OR RIGHT
HAND
A-17741-BL 30-31 LEFT HAND
A-17741-BR 30-31 RIGHT HAND



DOORS AND WINDOWS

Inside Window Handles - Chrome

A-702780-A MOST MODELS



A-702780-B SCROLL TYPE - FORDORS



B-702780 30-31 VICTORIA, A-400 &
SOME FORDORS



Inside Door Handles - Chrome

A-702400-A COUPES, TUDORS &
30-31 CLOSED CAB PICKUP



A-702400-B FORDORS

A-702400-C OPEN CARS



B-702400 30-31 VICTORIA, A-400
& SOME FORDORS



A-702400-SN SLEEVE NUT FOR
A-702400-A &
A-702400-B - CHROME



A-61062-CR DOOR PULL HANDLE ON
WINDOW MOULDING -
CABRIOLET & FORDORS CHROME



Escutcheon Plates

Fit Between Handles & Door Panel - Chrome

A-46270 FOR INSIDE DOOR HANDLE

A-46272 FOR INSIDE DOOR LOCK -
COUPE & TUDOR



B-46270-AS FOR INSIDE DOOR HANDLE
- 1931 TUDOR PHAETON -
SET OF 2 WITH BACKING PLATES

A-48139-AR FOR WINDOW HANDLE -
STANDARD COUPES &
TUDORS & 1929 BRIGGS
FORDORS



A-48139-B FOR WINDOW HANDLES -
MOST MODELS

A-48139-C FOR INSIDE DOOR &
WINDOW HANDLE - 30-31
VICTORIA, A-400 & 1931
SLANT WINDSHIELD SEDANS



FORD MODEL "A" 1928-1931

www.oldcarcentre.com

- A-48284 WINDOW HANDLE SPRING -
 FITS BETWEEN DOOR PANEL
 & ESCUTCHEON PLATE
 A-46208 INSIDE HANDLE RETAINER PIN



Door Handle Pads

- Fit Between Handle & Door
- Moulded Rubber Type
- With Bead Around Edge
- Sold In Pairs

Door Trim Pieces

Nickel Plated

- A-48140 DOOR UPHOLSTERY BEZEL -
 FITS ON UPHOLSTERY AT
 CUTOUT FOR DOOR JAMB
 DOVETAIL
 A-48142 CAPPED TRIM FASTENER -
 HOLDS UPHOLSTERY PANEL
 BOARD TO DOOR - SET OF 10



- B-702356-AS 28-31 OPEN CARS &
 28-29 CLOSED CAB PICKUPS
 B-702356-BS 28-29 COUPE & TUDOR
 & ALL 30-31 CLOSED CARS
 A-702356-CS 28-29 FORDOR & 1929 CABRIOLET
 A-80089 OUTSIDE DOOR HANDLE
 MOUNTING SCREWS -
 FITS COUPES, TUDORS,
 TOURING & ROADSTERS - PAIR



Outside Door Handles

Chrome Plated

Locking - With Two Keys

- A-702350-AL 28-29 COUPE & TUDOR
 A-702350-BL 30-31 COUPE, TUDOR &
 CLOSED CAB PICKUP
 A-702350-DL 30-31 VICTORIA &
 1931 CABRIOLET, FORDOR
 & TOWN SEDANS
 A-46205-C CYLINDER DOOR LOCK
 ASSEMBLY - FOR CARS
 WITH LOCK IN DOOR
 - FITS BELOW HANDLE
 - COMES WITH TWO KEYS



Striker Plates

- A-46137 FITS 28-31 COUPE, TUDOR
 & 30-31 CLOSED CAB PICKUP
 B-35705 28-31 OPEN CARS, EXCEPT
 DELUXE PHAETONS
 - CAST IRON
 A-80331 28-29 PICKUP
 - 2 PIECE SET
 - 2 REQUIRED



Non-locking

- A-702350-C 28-29 FORDOR &
 CABRIOLET - RIGHT HAND
 A-702351-C SAME AS ABOVE -
 LEFT HAND
 A-702350-D 30-31 FORDOR & CABRIOLET
 - RIGHT HAND
 A-702351-D SAME AS ABOVE -
 LEFT HAND
 A-702350-O 28-31 OPEN CAR
 A-702350-P 28-29 CLOSED CAB
 PICKUP
 A-702351-A 28-29 CLOSED CAR
 A-702351-B 30-31 CLOSED CAR



Dovetails

Chrome Plated

- A-76819-A 2 HOLE TYPE - FITS
 OPEN CARS, COUPES,
 TUDORS & 30-31 PICKUP
 A-80330-AR 4 HOLE TYPE - FITS
 28-29 CLOSED CAB PICKUP
 A-156412-R FEMALE DOVETAIL
 ASSEMBLY COMPLETE
 WITH CLIP & RUBBERS
 - ALL FORDORS EXCEPT
 SLANT WINDSHIELD



Door Hinge Pins

- A-46335 28-31 CLOSED CARS
 A-46335-SS 28-31 CLOSED CARS -
 POLISHED STAINLESS
 A-46335-B 28-31 OPEN CARS

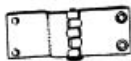


Door Hinges

- Open Cars - Set Of 4

A-35600-AS 28-29

A-35600-BS 30-31



- Closed Cars -

Supplied in Cast Bronze With No Holes For Mounting

28-29 COUPE & TUDOR

A-46300-AL LOWER HINGE

A-46300-AM MIDDLE HINGE

A-463300-AU UPPER

30-31 COUPE, TUDOR & PICKUP

A-46300-L LOWER HINGE

A-46300-M MIDDLE

A-46300-U UPPER

Door Hinge Screws

- Closed Cars -

350407-S DOOR HINGE SCREW

350407-W DOOR HINGE SCREW WASHER



- Open Cars -

A-35600-DMB DOOR TO HINGE SCREW KIT
- DOES 1 DOOR

A-35600-PMB HINGE TO DOOR POST SCREW
KIT - 1/4" BOLTS - DOES 1 DOOR

A-35600-DMC SAME AS ABOVE - 5/16" BOLTS
- DOES 1 DOOR

Door Latch Assemblies

- Closed Cars -

A-46105-A 28-29 RIGHT HAND

A-46106-A 28-29 LEFT HAND

A-46105-B 30-31 RIGHT HAND

A-46106-B 30-31 LEFT HAND

A-46105-MB SCREW KIT TO MOUNT TWO DOOR
LATCHES

A-46125-S DOOR LATCH SPRING SET

- FOR REBUILDING OLD

LATCHES

- DOES BOTH DOORS

- SET OF 7



Inside Door Latch Remote Rods

The Rods That Link The Inside Door Handle To The Door Latch. Includes - Retainer Plates, Return Springs & Mounting Screws - Pair

A-702401-A 30-31 COUPE

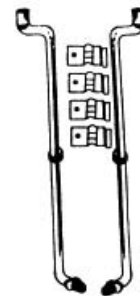
A-702401-B 28-31 TUDOR &

30-31 PICKUP

A-702403-S RETAINER PLATES &

SCREWS ONLY FOR
ABOVE RODS

- SET OF FOUR



Door Latch Assemblies

- Open Cars -

A-35655-AR 1928 RIGHT HAND -
WITH CHROME ARM

A-35656-AR 1928 LEFT HAND -

WITH CHROME ARM

A-35655-B 29-31 RIGHT HAND

A-35656-B 29-31 LEFT HAND

A-35655-MB SCREW KIT TO MOUNT TWO
DOOR LATCHES

A-35710 DOOR LATCH KNOB - FITS

1928 OPEN CAR DOOR LATCH

- CHROME



Door Lock Parts

- Closed Cars -

A-46168 SLIDING DOOR LOCK ASSEMBLY



A-46192-A LOCK KNOB - SLIDE TYPE



A-61148-CR LOCK KNOB - TURN TYPE

- FITS MOST FORDOR SEDANS


- CHROME PLATED



Door Check Kits

Keeps Door From Opening Too Far - Pair

A-702828-S LEATHER WITH CHROME
BRACKETS



B-702828-S METAL CHECK KIT -
COUPES & SEDANS



B-46590-A METAL DOOR CHECK ARM
RUBBER BUMPER



FORD MODEL "A" 1928-1931

www.oldcarcentre.com

A-46273 MOULDED RUBBER
ANTI-RATTLER FOR INSIDE
DOOR OPENER LEVER- 28-29
CLOSED CAB PICKUPS



Rubber Door Check Straps

B-162592-L6 LOOP TYPE 6"

B-162592-L7 LOOP TYPE 7"

B-162592-L8 LOOP TYPE 8"

B-162592-T FLAT TYPE

B-162592-S MOUNTING BRACKET
FOR B-162592-T

B-42150-B DOOR CHECK STRAP
BRACKET FOR RUBBER
LOOP TYPE CHECK STRAPS
- 2 REQUIRED FOR EACH DOOR -
CHROME PLATED



A-80048 DOOR CHECK STRAP BRACKET
SCREW KIT - 8 PIECES - CHROME



Rubber Door Bumper Sets

Contains All Rubber Bumpers & Clips For All Doors

A-702610-AS 28-29 COUPE & TUDOR
& 1929 CABRIOLET - 10 PIECES

A-702610-BS 30-31 COUPE, TUDOR & PICKUP
- 10 PIECES

A-702610-CS 28-31 FORDOR
- 14 PIECES

A-702610-ES 28-29 ROADSTER,
ROADSTER PICKUP &
DELUXE PHAETON
- 12 PIECES

A-702610-FS 30-31 ROADSTER,
ROADSTER PICKUP &
DELUXE PHAETON
- 12 PIECES

A-702610-HS 30-31 CABRIOLET -
10 PIECES

A-702610-KS 28-29 PHAETON - 24 PIECES

A-702610-LS 30-31 PHAETON -
WITH INSIDE FUEL VALVE
- 24 PIECES

A-702610-MS 1931 PHAETON -
WITH OUTSIDE FUEL VALVE
- 16 PIECES

A-702610-NS 28-29 CLOSED CAB PICKUP
- 10 PIECES



A-80332 DOOR BUMPER HOLDER
- 28-29 PICKUP - 2 REQUIRED

A-702610-RS 1931 SLANT WINDSHIELD
CABRIOLET - 8 PIECES

A-702610-VS 30-31 VICTORIA &
A-400 8 PIECES

Rubber Weatherstripping

A-45987 "T" ANGLED RUBBER STRIP
FOR DOOR BOTTOM ON OPEN
CARS - 50" PER KIT

A-45988 "H" RUBBER STRIP FOR DOOR
BOTTOM ON CLOSED CARS -
TWO 50" PIECES PER KIT

A-45989 WINDOW LOWER SEAL RUBBER
- CLOSED CARS & CABRIOLETS
- 30" PIECE



Upper Door Seals

Fits Under Garnish Moulding

- Includes Metal Retainer

A-19008-A 28-31 TUDOR FRONT,
30-31 PICKUP &
28-29 COUPE

A-19008-B 30-31 COUPE

A-19008-C 28-31 TUDOR REAR

A-45986 SEAL ONLY - PAIR



Window Regulators

A-48105-A 3 MOUNTING HOLES -
RIGHT HAND

A-48106-A 3 MOUNTING HOLES -
LEFT HAND

A-48105-B 4 MOUNTING HOLES -
RIGHT HAND

A-48106-B 4 MOUNTING HOLES -
LEFT HAND

A-48105-MB SCREW KIT TO MOUNT
A-48105-A & A-48106-A



Window Regulator Repair Gear Assembly & Shaft - For Repairing Old Regulators

A-48107-A FOR 5-TOOTH TYPE

A-48107-B FOR 6-TOOTH TYPE



Window Regulator Spring

A-48105/6-S 28-31

Metal Glass Channel

Door Glass Sits In This



A-45962 COUPE, TUDOR & PICKUP

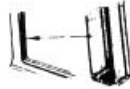
A-45963-A FORDOR - RIGHT HAND

A-45963-B FORDOR - LEFT HAND

A-56787 TUDOR REAR WINDOW -
RIGHT OR LEFT

B-47106 30-31 COUPE REAR WINDOW

A-45965 SETTING RUBBER FOR
INSTALLING GLASS IN
GLASS CHANNEL - PAIR



Window Channel Kits

- Includes All Necessary Channels With Clips Attached, Upper Window Spong Seal, "T" Shaped Anti-rattle Rubber (When Required), Lower Glass Bumpers & Adhesive. One Kit Does Two Windows

Front Doors

A-45983-A 28-31 TUDOR, 28-29 COUPES &
30-31 PICKUP

A-45983-B 30-31 COUPES

A-45983-4D 28-31 FORDOR SEDAN

A-45983-SWV 1931 SLANT WINDOW VICTORIA
& FORDOR

A-45983-PU 28-29 PICKUP

Rear Doors

A-56791-A 28-31 STRAIGHT WINDSHIELD
FORDOR - DOORS ONLY

A-56791-B 1931 SLANT WINDSHIELD
FORDOR - REAR DOORS
& 1/4 WINDOWS

Rear Quarter Window

A-56786 28-31 TUDOR SEDAN



Miscellaneous Window Channel Kit

Pieces - Included In Kits Where Required

A-45983-S FELT GLASS CHANNEL
FOR SIDES OF DOOR -
GLASS RUNS UP & DOWN IN
THESE - NEED 2 LENGTHS
PER DOOR - SOLD EACH



A-45984 BRACKET FOR FELT GLASS
CHANNEL - HOLDS CHANNEL
IN DOOR



A-45985 TOP WINDOW CHANNEL
SPONGE - FITS IN TOP OF
DOOR & ACTS AS A SEAL
WHEN WINDOW IS ROLLED UP
- ALL CLOSED CARS -
1 KIT DOES 1 DOOR



A-45986 "T" RUBBER WINDOW GLASS
ANTI-RATTLER FOR INSIDE
WINDOW MOULDINGS -
WIPES ON GLASS -
SOME CLOSED CARS

A-48141 WINDOW STOP BUMPER -
FITS INSIDE DOOR -
WINDOW RESTS ON THIS
WHEN LOWERED



Rear Window Frame

Die-stamped Steel With Correct Fasteners

A-37639-A 28-29 - PICKUP

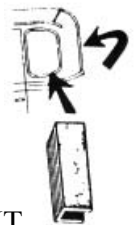
A-37639-B 30-31 - PICKUP

A-47096-A 28-31 COUPE, TUDOR &
29/31 FOUR DOOR SEDAN



Rear Window

B-704220 REAR GLASS RUBBER
B-773540 QUARTER GLASS RUBBER
BOTH SIDES OF COUPES &
TOWN SEDANS



A-46108 30-31 COUPE REAR ROLL
DOWL WINDOW CHANNEL KIT

B-47106 30-31 COUPE REAR METAL GLASS
CHANNEL



FORD MODEL "A" 1928-1931

www.oldcarcentre.com

Window Shades

- Consists Of Tan Material With Lower Stick & End Guides In Place - Pull Tab Or Tassel As Original & Guide Cords & Tacks - Ready To Install On A New Spring Roller

A-48300 MURRAY TOWN SEDAN QUARTER WINDOWS - 12 1/4"

A-48300-B BRIGGS TOWN SEDAN QUARTER WINDOWS - 14"

A-48300-C VICTORIA SIDE WINDOWS - 20"

A-48300-D COUPE, TUDOR & SEDAN REAR WINDOW - 24"

A-48300-E SLANT WINDSHIELD SEDANS & VICTORIA REAR WINDOW - 26"

A-704402 REAR WINDOW SHADE BRACKETS - SET OF 2



Door Sill Plates

Located On Body Next To Bottom Of Door

A-46480-AS 28-31 COUPE - 8" LONG

A-46480-BS 28-31 TUDOR SEDAN - 19 5/8" LONG

A-46480-CS 30-31 FORDOR SEDAN 4 PIECES - BRIGGS

A-46480-DS 29-31 CABRIOLET

A-46480-ES 28-29 FORDOR SEDAN - BRIGGS BODY - 4 PIECES

A-46480-FS 28-29 ROADSTER & TOURING

A-46480-GS 28-29 ROADSTER PICKUP

A-46480-HS 28-29 TOURING REAR DOOR

A-46480-IS 28-29 TOURING REAR DOOR SILL EXTENSION

A-46480-M 30-31 MURRAY FORDOR - 4 PIECES

A-46480-SW 1931 SLANT WINDSHIELD FORDOR - 4 PIECES

A-46480-V 30-31 VICTORIA

A-46480-SS DOOR SILL PLATE SCREW SET - SET OF 4 PLATED SCREWS

- 28-31 COUPE

A-46480-TS SAME AS ABOVE - SET OF 8 - 28-31 TUDOR



Die-stamped Metal Garnish Mouldings

A-342-A 28-29 COUPE & TUDOR SEDAN

A-342-B 30-31 COUPE

A-442-B 30-31 TUDOR SEDAN & PICKUP

A-842-A 28-29 PICKUP

A-422-ABR 28-31 TUDOR SEDAN REAR SIDE WINDOW

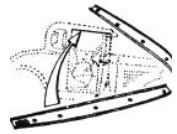


Door Opening Header Strips

A-45890-A 28-31 ALL BODY STYLES EXCEPT 30-31 COUPE & FORDOR SEDANS

A-45890-B 30-31 COUPE

A-45890-MB DOOR OPENING HEADER STRIP SCREW SET - ENOUGH FOR 2



Door Top Cover Plate

Stamped Steel

A-45883-A 28-29 COUPE, 28-31 TUDOR SEDANS & 30-31 PICKUP

A-45883-B 30-31 COUPE

A-45883-MB DOOR TOP COVER PLATE MOUNTING SCREW SETS - 6 PIECES



Rear Arm Rest Kit

Includes Everything Except Upholstery Covering

A-56666 28-31 SEDAN & 30-31 VICTORIA



SEAT

A-47836 SEAT ADJUSTMENT KNOB - 29-31 FORDOR & 30-31 COUPE




B-47836 SEAT ADJUSTMENT HANDLE - 30-31 VICTORIA & SLANT WINDSHIELD FORDOR SEDANS



A-51000-S FRONT SEAT PIVOT BRACKETS & REAR CUP RESTS - FOR 1 SEAT - 28-31 TUDOR SEDAN



RUMBLESEAT



- A-41543-S RUMBLE SEAT HINGE SET
- A-41565 RUMBLE SEAT HINGE BOLT & SCREW MOUNTING HINGES TO BODY & LID - 38 PIECES (KIT IS INCLUDED IN A-41543-S)



Deck Lid Latch Assembly

- A-52501 28-29 RUMBLE & 30-31 TRUNK
- A-52502 30-31 RUMBLE



- A-52500-S RUMBLE SEAT LID STRIKER PLATE - INCLUDES SCREWS, NUTS & WASHERS



- A-52506-S SIDE STRIKER PLATES - FOR ALIGNMENT OF DECK LID



Deck Lid Handles

Locking - Chrome Plated



- A-702352-A 28-31 COUPE & ROADSTER
- A-702352-B 30-31 CABRIOLET
- A-702352-N ACORN DECK LID HANDLE NUT - CHROME PLATED
- A-702356-E DECK LID HANDLE PAD - FITS BETWEEN HANDLE & LID



Rumble Lid Stop Kit


Includes Stamped Steel Stops & Platform Supports With Rubber Bumpers & Bolts

- A-41485-AS 28-29
- A-41485-BS 30-31
- B-41484-S RUMBLE LID RUBBER BUMPERS & STOPS - INCLUDED IN RUMBLE LID STOP KITS - 4 PIECES
- B-41518-S DECK LID & RUMBLE LID UPPER BUMPERS - PAIR (NOT INCLUDED IN STOP KIT)
- A-41517 RUMBLE LID BUMPER BRACKET



Rumble Seat Springs

- 28-31
- AS-129-D BOTTOM SPRING
- AS-131-E BACK REST SPRING



Rumble Seat Upholstery Kit - Complete Kit To Cover The Back & Bottom Springs

- A-40200-A1 28-29 NOT PLEATED AS ORIGINAL - BLACK
- A-40200-A2 SAME AS ABOVE - BROWN
- A-40200-B1 30-31 - 13 PLEATED AS ORIGINAL - BLACK
- A-40200-B2 SAME AS ABOVE - BROWN




Rumble Or Trunk Compartment Liner Kit - Includes All Screws & Washers 28-31

- A-40500-A1 BLACK EMBOSSED LEATHER GRAIN - MOST COUPES
- A-40500-B1 BROWN EMBOSSED LEATHER GRAIN - MOST COUPES
- A-40500-A2 BLACK VINYL COVERING - MOST ROADSTERS
- A-40500-B2 BROWN VINYL COVERING - MOST ROADSTERS

Rumble Seat Mat

- A-700480 28-31 COUPE & ROADSTER



Rumble Seat Step Plates

Used On The Fender & The Bumper

- A-41563-R 30-31 ROUND
- A-41563-S 28-29 SQUARE
- A-41572 STEP PLATE BRACKET FOR REAR BUMPER - 28-31
- A-41564-R ROUND MOULDED RUBBER PAD FOR BETWEEN STEP PLATE & FENDER - 30-31
- A-41564-S SQUARE MOULDED RUBBER PAD FOR BETWEEN STEP PLATE & FENDER - 28-29



Rumble Seat Grab Handles

Includes Mounting Bolts & Nuts - Polished Stainless - 18 Pieces

- A-41500-S 28-31 ROADSTER
- A-80039 GRAB HANDLE BOLT KIT ONLY



FORD MODEL "A" 1928-1931

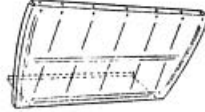
www.oldcarcentre.com

PICKUP PARTS


Pickup Cab Sheet Metal

(For More Pickup Sheet Metal Parts See Sheet Metal Section - All Other Pickup Parts Can Be Found Throughout The Catalogue)

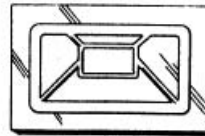
A-877 ROADSTER PICKUP CAB BACK PANEL - THE COMPLETE PANEL - 28-29



A-555 CLOSED CAB PICKUP BOTTOM REAR CAB PANEL - 1929



A-560 CLOSED CAB PICKUP TOP REAR CAB PANEL - 1929



A-561 REAR CAB PANEL JOINING CLAMP - 1929 CLOSED CAB PICKUP


A-876 UPPER BRACE & CORNER BRACKET ASSEMBLY - 28-29 CLOSED CAB PICKUP



A-870-ACC COMPLETE CAB CORNERS - 28-29 CLOSED CAB PICKUP



A-80305 PANEL ABOVE WINDSHIELD - 28-29 CLOSED CAB PICKUP



A-850-B 30-31 PATCH PANEL WITH BEAD - FOR PATCHING PICKUP CAB REAR PANEL

A-80306 BELT RAIL BOLTS - 30-31 CLOSED CAB PICKUP - THE HEADS SHOW ON THE OUTSIDE - SET OF 5



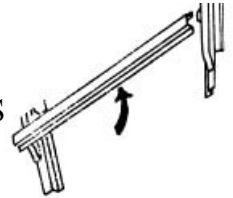
A-831-B REAR CAB CROSSMEMBER - FITS BETWEEN THE SEAT RISER & THE BACK OF THE CAB - 30-31 CLOSED CAB PICKUP



A-1032 28-29 ROADSTER PICKUP SUBRAILS



A-1031 28-29 ROADSTER PICKUP BODY CROSS CHANNELS - SET OF TWO



A-1034 BRACKETS THAT GO ON SUBFRAME THAT SILL PLATES FASTEN TO - 28-29 ROADSTER PICKUP - ALSO USED ON 28-29 ROADSTER & 1 1/2 PAIR FOR THE PHAETON



A-1050 COMPLETE LEFT SIDE QUARTER PANEL FOR 28-29 ROADSTER PICKUP

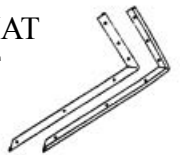


A-1050-BR ALL BRACES REQUIRED FOR LEFT QUARTER PANEL - 28-29 ROADSTER & PICKUP

A-1051 COMPLETE RIGHT SIDE QUARTER PANEL FOR 28-29 ROADSTER & PICKUP

A-1051-BR ALL BRACES REQUIRED FOR RIGHT SIDE QUARTER PANEL

A-1052 UPHOLSTERY CHANNELS THAT GO ON QUARTER PANELS OF 28-29 ROADSTER PICKUP



Pickup Bed

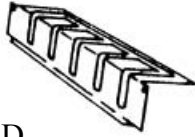
Complete Brand New Unassembled Bed.
Includes Everything Required For Assembly

- 28-31


A-975-AB

Pickup Box Sheet Metal

A-878 30-31 CLOSED CAB PICKUP
PANEL BETWEEN CAB & BED




A-871 PICKUP BED FRONT PANEL
- 28-31




A-900 PICKUP BED SIDE
- 28-31



A-901 PICKUP BED SUBRAILS
- PAIR - 28-29



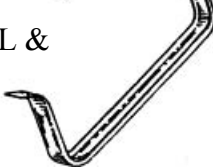
A-902 PICKUP BED CROSS CHANNELS
- PAIR - 28-31



A-903 FRONT STAKE POCKET
- 28-31



A-904 REAR U-SHAPED CHANNEL &
POCKET ASSEMBLY -
COMPLETE - 28-31




A-874 PICKUP BED REAR CROSSMEMBER
- LESS STAKE POCKETS - 28-31

A-905 PICKUP BOX FENDER HANGER
- FITS BETWEEN BOX &
FENDER



A-906 "Z" SHAPED PAN FOR REAR OF BED -
SUPPORTS WOOD - 28-31



A-907 STAKE POCKET REINFORCEMENT
PLATE - 28-31

A-65013 ORIGINAL TYPE RIVETS THAT
WERE USED ON THE BED SIDES,
STAKE POCKETS, TAILGATE HINGES
& CHAIN BRACKETS - SET OF 10

A-65014 ORIGINAL TYPE RIVETS THAT WERE
USED ON THE FENDER HANGERS &
WHERE THE BED STRIPS RIVET TO
THE CENTRE PAN - SET OF 10



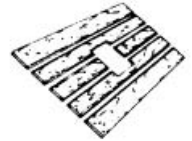
A-65015 PICKUP BOX RIVET KIT -
ENOUGH TO PUT IT ALL TOGETHER

Pickup Bed Parts

A-65005 PICKUP BED TO FRAME
WOOD MOUNTING BLOCKS
- 2 PIECES



A-65004 PICKUP BED WOOD KIT
- ORIGINAL
- 6 PIECES



A-65004-SR PICKUP BED WOOD KIT
- CUSTOM STYLE WITHOUT
CUTOUT FOR CENTRE PAN

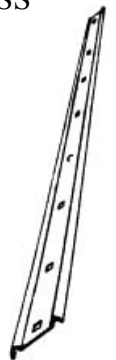
A-65003 PICKUP METAL BED CENTRE
PAN - STEEL



A-65003-SS SAME AS ABOVE - STAINLESS
STEEL

A-65002 PICKUP METAL BED STRIPS
- SET OF 4

A-65002-SS SAME AS ABOVE -
POLISHED STAINLESS
STEEL



B-65000-MBW PICKUP BED MOUNTING
KIT - INCLUDES ALL THE BOLTS,
NUTS & WASHERS TO MOUNT
THE BED STRIPS & THE WOOD
TO THE BED



FORD MODEL "A" 1928-1931

www.oldcarcentre.com

Pickup Tailgate Parts



A-66900 NEW METAL TAILGATE - PERFECT REPRODUCTION OF THE ORIGINAL - WILL ALSO FIT 26-27 "T" BUT WILL NOT FIT 1931 WIDE BED PICKUP

A-65006 TAILGATE CHAIN BRACKET - RIVETS TO BOX 

A-65007 TAILGATE HOOK 

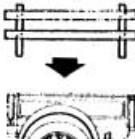
A-65008-S TAILGATE CHAIN - PAIR 

A-65009-S TAILGATE CHAIN COVERS - MADE OF BLACK LONG GRAINED TOP MATERIAL - PAIR 

A-65010-S TAILGATE CHAIN TOP LINK - PAIR 

A-65011 TAILGATE HINGE - MOUNTS ON BED - 2 REQUIRED 

A-65012 TAILGATE HINGE BOLT & NUT SET - EXACT COPY OF THE ORIGINAL SPECIAL BOLT - 2 REQUIRED 

A-65019 PICKUP BED SIDE BOARDS - COMPLETE SET OF HARDWOOD BOARDS WITH HARDWARE 

A-65020 DISPATCH POCKET - MOUNTS TO KICK PANEL ON PASSENGER SIDE TO HOLD MAPS, ECT. - STAMPED STEEL WITH FASTENERS - 30-31 

Interior Trim Screw Kits

Kits Include All Screws Necessary For Complete Interior Of Car, Including Window Frame, Dashrail, Instrument Panel, Doorstep & Dovetail Screws - Also, When Required, The Tube Nuts & Convertible Rear Window Frame Screws Are Supplied - These Plated Kits Are The Best On The Market Today

- A-80002 28-29 COUPE
- A-80002-A 28-29 SPORT COUPE
- A-80003 30-31 COUPE
- A-80003-A 30-31 SPORT COUPE
- A-80004 28-29 TUDOR SEDAN
- A-80004-A 30-31 TUDOR SEDAN
- A-80005 30-31 DELUXE PHAETON
- A-80006 1929 CABRIOLET
- A-80006-A 30-31 CABRIOLET
- A-80006-B 1931 SLANT WINDSHIELD CABRIOLET
- A-80007 28-29 CLOSED CAB PICKUP
- A-80007-A 30-31 CLOSED CAB PICKUP
- A-80008 30-31 VICTORIA
- A-80008-A 30-31 A-400
- A-80009 28-29 FORDOR MURRAY WITH QUARTER WINDOWS
- A-80009-A 28-29 FORDOR BRIGGS WITH QUARTER WINDOWS
- A-80010 30-31 FORDOR BRIGGS
- A-80010-A 30-31 FORDOR MURRAY
- A-80010-B 30-31 SLANT WINDSHIELD FORDOR
- A-80011 28-29 PHAETON
- A-80011-A 30-31 PHAETON
- A-80012 28-29 ROADSTER
- A-80012-A 30-31 ROADSTER
- A-80013 28-29 ROADSTER PICKUP
- A-80013-A 30-31 ROADSTER PICKUP

ACCESSORIES

Car Covers

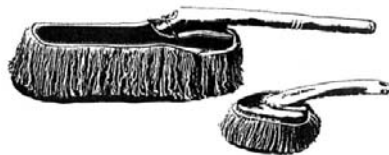


Quality Covers To Keep
The Dust Off In The
Garage

- A-1000-A 28-31 COUPE & ROADSTER
- A-1000-B 28-31 SEDANS & PHAETONS
- A-1000-C 28-31 PICKUPS

California Car Dusters

Specially Treated Cotton Strands Lift Dust Without
Scratching Your Paint. Lasts For Years And
Comes With Handy Vinyl Carrying Case.
It Really Works!



- 8955 LARGE
- 8955M SMALL

8955W WATER BLADE - CLEARS WATER OFF
QUICKLY



Tools & Accessories

A-17005 PLAIN TOOL BAG

X-9300 GAS GAUGE WRENCH SET




A-8500 WATER PUMP WRENCH

CW-12210 DISTRIBUTOR CAM WRENCH

A-17036 STARTING CRANK LUG WRENCH

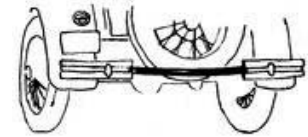


X-6510 VALVE GUIDE REMOVER TOOL



Spare Wheel Guard Assembly
With Original Type Brackets For Mounting
Between

The Rear Bumpers - Chrome Plated
A-17806 30-31



Windwing Brackets

Complete Set For Both Sides With Glass Patterns
& Instructions -

All Chrome

- A-18200-A 28-29 OPEN CARS
- A-18200-B 30-31 OPEN CARS
- A-18200-C 28-31 CLOSED CARS



Motormeter With Locking Cap

Exact Duplicate Of The Original Accessory -
Chrome Plated

- A-18352-AR 28-29
- A-18352-B 30-31



A-18354 MOTORMETER ONLY WITH
CHROME WREATH RIM

A-18360-AR MOTORMETER LOCKING
CAP ONLY - 28-29

A-18360-B MOTORMETER LOCKING
CAP ONLY - 30-31

A-18354-W CHROME PLATED WINGS
- FIT BETWEEN
MOTORMETER & CAP



Quail Ornament With Locking Cap

Exact Duplicate Of One Of The Most Desirous
Accessories

- Chrome Plated

- A-18385-AR 28-29
- A-18385-B 30-31

A-18386-AR 28-29 WITH TEMPERATURE GAUGE
A-18386-B 30-31 WITH TEMPERATURE GAUGE



FORD MODEL "A" 1928-1931

www.oldcarcentre.com

Manifold Heater Kit

Complete With Firewall Valve & Mounting Kit

A-18478-S HEATER KIT - 28-31 

A-18479-S FIREWALL VALVE KIT ONLY 

Deluxe Luggage Rack

- Chrome Plated With Wood Strips



A-18575-B 28-31 ALL CARS

A-18576-AS LUGGAGE RACK ADAPTOR
BRACKETS - TO ADAPT LUGGAGE
RACK FOR USE WITH REAR
- MOUNTED SPARE - PAIR - 28-29

A-18576-BS SAME AS ABOVE - 30-31

Deluxe Stone Guard

Polished Stainless Steel Wire Mesh Style

- Complete With All Mounting Hardware & Rubber
Bumpers

A-18700-A 28-29

A-18700-B 1930


A-18700-C 1931



Owner's Plate

Dress Up That Dash With Your
Own Personal Plate. Comes In Maroon
Color With Brass Etching.

A-18654-0



Lubrication Chart

LCA



Upholstery Kits

We Also handle A Full Line Of Upholstery Kits,
Manufactured By Cartouche. Please Contact Us
For Pricing, Options & Availability.

Body Assemblies

Fiberglass - The Following Bodies Are Available:

1929 ROADSTER

1929 PHAETON

1929 ROADSTER PICKUP CAB

1931 ROADSTER

1931 PHAETON

1931 ROADSTER PICKUP CAB

1931 COUPE



** These Are Wescott Bodies & Are
The Finest Available. Please Feel Free To Call Or
Write For Further Information & Prices.

Brookville Roadster Steel Bodies

28-29 ROADSTER

28-29 ROADSTER PICKUP

30-31 ROADSTER BODY

30-31 ROADSTER PICKUP

1932 ROADSTER BODY

1932 ROADSTER PICKUP

1932 3 WINDOW COUPE

Fiberglass

We Sell The Complete Line of Fibreglass Parts
Made By Wescott. Please Call For Price &
Availability.

HYDRAULIC BRAKE PARTS

- X-2000 HYDRAULIC BRAKE ADAPTOR SET
- ADAPTS 1939-1948 BACKING PLATES
TO 1928-1936 SPINDLES
- SET OF 2



Hub Bolts

- 68-1107 36-48 FRONT OR REAR



Bearing & Seals

- 68-1139 FRONT HUB DUST CAP -
THREADED - 36-42
51A-1139 FRONT HUB DUST CAP -
NOT THREADED - 42-48
78-1175 REAR WHEEL GREASE SEAL - 37-48
78-1180 REAR WHEEL GREASE SEAL
SNAP RING - 37-48
B-1183 REAR WHEEL HUB GASKET - 28-48
48-1190 FRONT WHEEL GREASE SEAL - 35-48
B-1195 FRONT HUB GREASE RETAINING
WASHER - 28-48
B-1201 FRONT WHEEL INNER BEARING - 28-48
B-1202 FRONT WHEEL INNER RACE - 28-48
B-1216 FRONT WHEEL OUTER BEARING - 28-48
B-1217 FRONT WHEEL OUTER RACE - 28-48
68-1225-A REAR WHEEL BEARING - 37-48



New Brake Shoes - One Set Does 2 Wheels

- O1A-2001-S 39-41
51A-2001-S 42-48

Brake Shoe Parts

- 91A-2007 BRAKE LINING SET - 39-48
- 4 WHEEL SET
91A-2027 BRAKE SHOE ANCHOR PIN- 39-45
91A-2028 BRAKE SHOE CAM - 39-45
51A-2028 BRAKE SHOE CAM - 46-48
91A-2035 BRAKE SHOE SPRING - 39-48

Backing Plate Bolts

- 59A-2056 37-48 FRONT
59A-2248 36-48 REAR - 1.76"
59A-2249 37-48 REAR - 1.12"



Master Cylinder

- 91A-2140 MASTER CYLINDER -
COMPLETE - 39-48
91A-2004 MASTER CYLINDER REPAIR KIT
- 39-48
91A-2076 MASTER CYLINDER OUTLET FITTING
- 39-40
91A-2077-A MASTER CYLINDER BOLT
91A-2143 MASTER CYLINDER PUSH ROD
- 39-48
91A-2151 MASTER CYLINDER OUTLET
GASKET - 39-48 - .61 I.D.
91A-2152 MASTER CYLINDER OUTLET
GASKET - 39-48 - .51 I.D.



Wheel Cylinders

- 91A-2261 39-48 RIGHT REAR
91A-2262 39-48 LEFT REAR
91A-2128 REAR WHEEL CYLINDER
REPAIR KIT - 39-48
- RIGHT OR LEFT
21A-2061 42-48 RIGHT FRONT
21A-2062 42-48 LEFT FRONT
21A-2221 FRONT WHEEL CYLINDER
REPAIR KIT - 42-48 - RIGHT OR LEFT



Brake Hoses

- 91A-2078 39-48 REAR
99A-2079 39-48 FRONT

Brake Pipe Tee Fittings

- 91A-2074 39-41 REAR
99A-2074 41-48 REAR
91A-2075 39-48 FRONT



Hand Brake Cables

- 91A-2275-B 39-41 122"
99A-2275 1941 106.25"
21A-2275 42-48 107.25"
91A-2119 HAND BRAKE CABLE EQUALIZER
- 39-48



Kingpin Sets

- Complete Kit Does Both Sides
78-3111 37-41
21A-3111 42-48

FORD MODEL "A" 1928-1931

www.oldcarcentre.com

**** We Also Have Access To A Complete Line Of 32-59 Passenger Car, 32-66 Pickup & Model "T" Parts. Please Feel Free To Write Or Call For Prices & Availability. We Would Be More Than Happy To Answer Any Inquiries That You May Have.**


MODEL "A"

MODEL A FORD CONSTRUCTION, OPERATION, REPAIR - FOR THE RESTORER

A Shop Manual Elaborating Where The Service Bulletins Leave Off.

Includes Special Added Speed Equipment Section.

Hardbound, 560 Pages, 300 Illustrations. #BKS-101544B




HENRY'S LADY

An Illustrated History Of The Model A - Covers This Car As It Has Never Been

Done Before. Almost 1,000 New Photos - 14 In Full Color -

Gives Both Detail And An Overall View Of The Evolution Of


The "A". This Is A Good Reference Book. Hardbound, 320 Pages. #BKS-101673B



THE FORD MODEL A AS HENRY BUILT IT, COLOR, UPHOLSTERY & PRODUCTION FACTS BOOK

A Complete Manual On What To Do For A Complete And Authentic Restoration Of A Model A. It Is A Definitive Work And The Result Of Ten Years Research.

Hardbound, 234 Pages And Well Over 200 Illustrations. #BKS-101650E




MECHANICS HANDBOOK - VOLUME 1

For Mechanical Work, This Book Can't Be Beat! The Most Complete Illustrated Guide for Service And Maintenance. Contains Over 500 Illustrations,

Service Adjustments, Trouble Analysis, And Step By Step

Procedures. #BKS-2831




MECHANICS HANDBOOK - VOLUME 2

Covers Body Wood Installation, Hydraulic Brakes, Installation Of Over 60 Accessories

Including: Fender Wells, Electroic Ignitions, Turn Signals, 12 Volt Conversion,


Brake Floaters, Lighting, Alternators, Overdrives, Radios, Air Conditioning,

Rumble Seat Conversion, Hood And Door Alignment Plus Much More! #BKS-2833



TROUBLESHOOTING & DIAGNOSTICS

Over 200 Pages That Include Over 100 Diagnostic Tests And Troubleshooting Aids, Hundreds Of Symptoms, Causes, And Fixes. Complete Theory Of Operation Of Every Electrical And Mechanical System. Includes Hundreds Of Illustrations.. #BKS-2832



RESTORING THE MODEL "A" PICKUP

Mostly Made Up Of Larger Clear Photographs Of Detail Work Truck Owners Will Want This Book To Supplement Their Other Restoration Books. Softbound, 48 Pages, 88 Illustrations With 8 In Color. #BKS-101799C




RESTORING THE OPEN "A'S

Covers Only Model A Restoration Information Unique To The Open Models. Good, Clear, Large Photos, 19 In Color. 72 Pages, 110 Illustrations. #BKS-101918C




MODEL A/AA FORD TRUCK OWNER

Adapted For The Restorer And Enthusiast From A Voluminous 1930 Sales Document. Contains Illustrations Of Hundreds Of Commercial Vehicles, Specifications, Reports And Comparisons And Valuable Appendices. Hardbound, 281 Pages, 500 Illustrations. #BKS-101736B



RESTORER'S MODEL A SHOP MANUAL

The Most Complete, Accurate, Well-illustrated Restoration And Maintenance Guide Available. Contains Step-by-step Procedures On Everything From Tinkering To Frame-up Restorations. Details On Original And Reproduction Parts, Special Fixes And Problem Areas. 224 Pages, 200 Illustrations. #BKS-102223AP



MODEL A SERVICE BULLETINS COMPLETE

A Large Collection Of All Monthly Service Bulletins As Supplied Exclusively To Ford Dealers. These Were Extremely Clear Bulletins And Recognized As The "Supreme Authority". Covers All Components Of The Car. Hardbound, 320 Pages, 800 Illustrations. #BKS-101543B



FORD MODEL "A" 1928-1931

www.oldcarcentre.com

ANTIQUA FORD REPAINT MANUAL 1928-1936

Gives 48 Authentic Color Paint Chips And Color Schemes Of Fords 28-36.
Also Tells How To Prepare For And Apply Paint For A Top notch Job.
Softbound, 38 Pages. #BKS-101548C




MODEL A FORD PAINT & FINISH GUIDE - #BKS-117833E

A Complete Color Guide For Every Model A. Detailed Drawings For All Paint Schemes And Pinstriping, Including Stripe Width And Location. Accurate Color Chips Make It Easy To Choose The Right Colors
Detailed Descriptions For Painting Down To The Smallest Detail.
By The Model A Ford Club Of America.
39 Pages, 47 B&W Illustrations, 78 Color Chips.




MODEL A INSTRUCTION BOOK

Reprint Of The Original Owners Manual #BKS-101588A - 50 Pages.




THE MODEL A CARBURETOR

Written By An Experienced "A" Restorer, This Book Will Help You Identify, Rebuild Or Trouble Shoot The Various Models Of Zenith Used From 1928-31.
Includes Photos, Cut-a-ways, Part Names And Numbers And Production Changes.
Softbound, 36 Pages, 40 Illustrations. #BKS-101789C




MODEL A FORD JUDGING STANDARDS

Published Jointly By The Model A Restorers Club And The Model A Ford Club Of America, This Book Is An Indispensable Reference, Hardbound, 109 Pages, 142 Illustrations. #BKS-102146E



AA TRUCK: SUPPLEMENT TO RESTORER'S MODEL A SHOP MANUAL

The Long Awaited Supplement To The Popular Model A Shop Manual Has Finally Arrived! Detailed Information On Transmissions, Rear And Front Axles, Frames And Wheels Found On 1928-31 Trucks, Includes Additional Information From Original Ford Service Letters.
96 Pages, 220 B&w Illustrations. #BKS-119828C



**** WE HAVE ACCESS TO MANY OTHER BOOKS,
PLEASE CONTACT US FOR AVAILABILITY AND PRICING**

THE OLD CAR CENTRE Phone: 604-888-4412 Fax: 604-888-7455

#3 - 20075 92A Avenue, Langley, B.C. Canada V1M-3A5

Shop Photos



The Old Car Centre Show Room...

The front of our 6000 sq. ft. store has a large display of chassis and chassis parts along with bodies and accessories.

If you are in the area, please drop in and say hello!



- Metal Garage Art Sign
21" w x 15" high, 5 colour
Old Car Centre Metal Sign..\$29.95 ea.
Part # OCC

- T-Shirts
100% cotton imprinted with our logo
in six colors
- Specify # T-Shirt M,L,XL
#T-Shirt XXL

- Sweat Tops
Part # Sweat Top



FORD MODEL "A" 1928-1931

www.oldcarcentre.com

Index

ACCELERATOR PARTS.....	25	FLOOR & RELATED.....	40	RADIUS ROD.....	7
ACCESSORIES.....	62,63	FLOOR MATS.....	40	RUMBLE SEAT PARTS.....	58
ALTERNATOR.....	25	FRAME.....	12,13	RUNNING BOARD/PARTS..	44,45
AMP METER.....	26	FRONT END PARTS.....	6,7	SEAT PARTS.....	57,58
ARM REST KIT/REAR.....	57	GAS TANK RELATED.....	22,23	SEAT SPRINGS.....	35,36
AXLE - REAR.....	9,10	GEARSHIFT.....	19	SEAT SPRINGS /RUMBLE.....	58
BATTERY.....	29	GENERATOR PARTS.....	25	SHEET METAL.....	36 - 40
BATTERY COVER PLATE.....	40	GREASE FITTINGS.....	7	SHEET METAL (Pickup)...	59 - 61
BODY ASSEMBLIES.....	63	HEADLIGHTS.....	30,31,32	SHOCKS.....	13
BODY CLINCH NUTS.....	40	HEADLIGHT SWITCH.....	30	SPEEDOMETER PARTS.....	10,11
BOOKS & MANUALS.....	65,66,67	HEADLIGHT WIRING.....	29	SPLASH APRONS.....	45
BRAKE CABLES.....	64	HEATER KIT.....	63	SPRINGS (Front).....	11,12
BRAKE PARTS.....	2,3,4,5	HOOD & PARTS.....	47,48	SPRING (Rear).....	12
BRAKE HYDRAULIC PARTS..	64	HORN.....	35	STARTER.....	26
BRAKE SHOES.....	64	HUB CAPS.....	1	STEERING.....	7,8,9
BUMPERS.....	45,46,47	INTERIOR TRIM Screw Kits.....	61	STEERING GEAR PARTS.....	8,9
CAR COVERS.....	62	IGNITION.....	26,27	STEERING WHEELS.....	9
CARBURETOR.....	23,24	KING PIN SETS.....	64	STEP PLATES.....	45
CLUTCH.....	19	LICENSE PLATE.....	35	STONE GUARD.....	63
COIL.....	27	LUBRICATION CHART.....	63	STOP LIGHT SWITCH.....	34
CONDENSOR.....	28	LUGGAGE RACK.....	63	SUN VISORS.....	43
COOLING SYSTEM.....	20,21,22	MANIFOLD.....	18	SUSPENSION PARTS.....	11,12
COWL KICK PANELS.....	40	MANIFOLD HEATER KIT.....	63	TAILGATE & PARTS.....	61
COWL LAMPS.....	32	MASTER CYLINDER.....	64	TAIL LIGHTS.....	33,34
DASH PARTS.....	27	MIRRORS.....	51,52	THERMOSTATS.....	21
DISTRIBUTOR.....	27,28	MOTORMETER.....	62	TIE ROD ENDS.....	6
DOME LIGHT PARTS.....	35	MOTOR MOUNTS.....	14	TOP PARTS & KITS.....	41,42,43
DOOR GLASS RUNS.....	56	MUFFLER.....	18	TRANSMISSION.....	18,19
DOOR HANDLES (Inside).....	52	OIL PUMPS.....	16,17	TRIM SCREW KITS (Interior)..	61
DOOR HANDLES (Outside).....	53	OWNERS PLATE.....	63	TURN SIGNALS.....	30,34
DOOR HARDWARE.....	52-57	PATENT DATA PLATE.....	48	UPHOLSTERY KITS....	PleaseCall
DOOR HINGE PARTS.....	53,54,55	PEDAL PADS.....	20	WHEEL CYLINDERS.....	64
DOOR SILL PLATES.....	57	PICKUP BED.....	60	WATER PUMP.....	21,22
DOOR/WINDOWS PARTS..	52-57	PICKUP CAB SHEETMETAL ..	59	WHEEL PARTS.....	1,2
DRAG LINK.....	6	PICKUP BOX PARTS.....	60,61	WINDOW CHANNEL KITS.....	56
DRIVE SHAFT.....	10	PICKUP TAILGATE & PARTS..	61	WINDOW/DOOR PARTS.....	52-57
EMERGENCY BRAKE.....	4,5,6	RADIATOR.....	20,21	WINDOW HANDLES.....	52
ENGINE PARTS.....	14 - 18	RADIATOR CAPS.....	20,62	WINDOW FRAMES.....	48,49
ENGINE SPLASH PAN.....	17	RADIATOR HOSES/CLAMPS..	21	WINDOW FRAME/REAR.....	56
EXHAUST SYSTEMS.....	18	RADIATOR SHELLS.....	21	WINDOW SHADES.....	57
FAN BELT.....	22	RADIATOR SPLASH SHIELD..	45	WINDOW REGULATORS.....	55
FENDER & BRACES (Steel)...	43	RADIATOR.....	20,21	WINDSHIELD PARTS.....	48,49
FENDER WELT.....	44	RADIATOR CAPS.....	20,62	WINDWING BRACKETS.....	62
FIBERGLASS PARTS....	PleaseCall	RADIATOR HOSES/CLAMPS..	21	WIPERS & PARTS.....	50,51
FIREWALL GROMMETS.....	48	RADIATOR SHELLS.....	21	WIRING.....	29
		RADIATOR SPLASH SHIELD..	45	WOOD KITS.....	Please Call36